



Investing In Our **Future**



Michael P. Hein

Ulster County Executive

2018 Ulster County Executive Budget

OPERATING BUDGET

ULSTER COUNTY
2018 EXECUTIVE BUDGET
INDEX

Executive Summary	1	Employment and Training, Office of	
Executive Budget Initiatives	4	Employment and Training	181
Executive Budget Charts	5	Job Training Services	184
Summary By Responsibility Center	11	Participant Support	183
Statement of Debt	13	Environmental Control	170
Debt Authorized & Unissued	15	Finance, Department of	
Property Exemption Report	17	Budget	34
Department Budgets		Finance	30
Aging, Programs for the	156	Real Property	37
Arson Task Force	92	Fire Coordinator	91
BANS Principal & Interest	179	Health, Department of	
Bus Operations (UCAT)	119	Medical Examiner	28
Community College Tuition	72	Mental Health Administration	112
Comptroller	33	Mental Health Programs	114
Conservation	171	Mental Health Services, Contracted	117
Contingent Account	71	Narcotics Addiction Control	111
Contrib to Community College	73	Psychiatric Expend, Criminal	118
County Attorney	42	Public Health	97
County Clerk	38	WIC Program	110
County Executive	29	Historian	165
Debt Service Fund (V Fund)	202	Human Rights Commission	169
District Attorney	24	Information Services	65
Elections	46	Insurance, Unallocated	68
Employee Benefits		Legislative Board	20
Disability Insurance	175	Legislative Board, Clerk of	21
Hospital & Medical Insurance	176	Libraries	164
Other Benefits	178	Municipal Association Dues	69
Retirement	173	Municipal Court	22
Unemployment Insurance	174	Other Economic Opportunity	158
		Other Education	74

ULSTER COUNTY
2018 EXECUTIVE BUDGET
INDEX

Department Budgets (Continued)		Safety Inspection	93
Other Home & Community Service	172	Sales Tax	70
Other Long Term Debt, HUD Loans	186	Self Insurance Fund	198
Other Performing Arts	166	Sheriff	
Personnel	44	Drug Investigations (URGENT)	94
Planning	167	Jail	88
Probation	83	Sheriff	77
Public Defender	26	Social Services, Department of	
Public Safety Communications - E911	75	Child Care	145
Public Works		Day Care	140
Buildings and Grounds	49	Emergency Aid for Adults	151
Central Garage	64	Family Assistance	144
Engineering	188	Home Energy Assistance	150
Highway Administration	187	Juvenile Delinquent	147
Machinery	194	Medical Assistance	142
Maintenance of Roads and Bridges	189	Medical Assistance - MMIS	143
Off-Street Parking	123	Safety Net	149
Parks	159	Services for Recipients	141
Permanent Improvements	191	Social Services Administration	124
Public Works Administration	48	State Training School	148
Snow Removal	192	Tourism	152
Stockpile	196	Unified Court Budget Costs	23
Purchasing	35	Veterans Services	154
Rehabilitation Loans and Grants	185	Weights & Measures Sealer	155
Rehabilitation Services	90	Youth Programs	162
		Position Listing	205

2018 Executive Budget Summary

The 2018 Executive Budget reflects County Executive Hein’s continued commitment to protecting Ulster County taxpayers by once again reducing County property taxes while implementing strategic investments in infrastructure, public safety and human services programs. Through the application of operational reforms throughout the County coupled with an improved local economy, the 2018 Executive Budget reduces total County costs by nearly \$4.0 million. In addition, the 2018 Executive Budget lowers property taxes again and keeps the County’s property tax levy below 2010 levels while providing more services to residents than ever before.

2018 Executive Budget Recommendation (\$ in millions)			
	2017 Adopted	2018 Executive	Change
Total Appropriations	\$324.88	\$323.97	(\$0.91)
Total Department Revenues	\$231.65	\$234.52	\$2.87
Total County Cost	\$93.24	\$89.45	(\$3.79)
Appropriated Fund Balance	\$16.34	\$12.75	(\$3.59)
Real Property Tax Levy	\$76.89	\$76.70	(\$0.19)

- Real Property Taxes:** Delivering on the County Executive’s commitment to protecting taxpayers, the 2018 Executive Budget reduces the County’s Real Property Taxes by \$192,233. The 2017 Real Property Tax Levy of \$76,893,016 is reduced to \$76,700,783 for Fiscal Year 2018.

The 2018 Executive Budget also provides an additional \$500,000 in funding for the Tax Stabilization Reserve Fund. This fund protects taxpayers against unpredictable increases in County Real Property Taxes resulting from actions such as additional unfunded New York State mandates, economic instability or another natural disaster.

Property Tax Levy History							
	2012	2013	2014	2015	2016	2017	2018
Tax Levy (\$ in millions)	\$78.86	\$78.70	\$78.70	\$77.94	\$77.09	\$76.89	\$76.70
Equalized Full Taxable Value (\$ in billions)	\$18.86	\$18.51	\$17.97	\$17.88	\$17.92	\$18.01	\$18.20

2018 Executive Budget Summary

- Appropriation Summary:** The 2018 Executive Budget recommends total appropriations of \$323.97 million for the fiscal year. This reflects the continued balancing of ensuring more County services and prudent fiscal management.

2018 Executive Budget Appropriation Summary (<i>\$ in millions</i>)			
	2017 Adopted Budget	2018 Executive Budget	Change
Social Services	\$119.63	\$116.84	(\$2.78)
Sheriff	\$33.23	\$34.02	\$0.79
Department of Public Works	\$29.74	\$29.90	\$0.16
Mental Health	\$12.60	\$12.75	\$0.15
Debt Service	\$10.30	\$10.65	\$0.35
Public Health	\$7.75	\$7.36	(\$0.38)
Information Services	\$7.05	\$7.02	(\$0.03)
UCAT	\$6.86	\$5.83	(\$1.02)
Community College	\$6.40	\$6.40	\$0.00
Probation	\$6.14	\$6.57	\$0.42
Other	\$85.19	\$86.63	\$1.44
Total Appropriations	\$324.88	\$323.97	(\$0.91)

2018 Executive Budget Summary

- Revenue Summary:** The 2018 Executive Budget estimates a total of \$234.52 million in department revenues outside of non-property tax revenue and appropriated fund balance for Fiscal Year 2018. This is an increase of \$2.87 million in estimated revenues from the 2017 Adopted Budget.

2018 Executive Budget Revenue Summary			
(\$ in millions)			
	2017 Adopted Budget	2018 Executive Budget	Change
General Government	\$136.84	\$144.30	\$7.46
Education	\$0.09	\$0.09	\$0.00
Public Safety	\$4.79	\$5.81	\$1.02
Public Health	\$12.01	\$12.08	\$0.07
Transportation	\$9.22	\$7.85	(\$1.37)
Economic Assistance and Opportunity	\$65.19	\$61.81	(\$3.38)
Culture and Recreation	\$0.47	\$0.48	\$0.01
Home and Community Service	\$1.15	\$0.70	(\$0.45)
Employee Benefits	\$1.88	\$1.40	(\$0.48)
Debt Service	\$0.00	\$0.01	\$0.01
Transfers	\$0.00	\$0.00	\$0.00
Subtotal	\$231.65	\$234.52	\$2.87
Real Property Tax	\$76.89	\$76.70	(\$0.19)
Appropriated Fund Balance	\$16.34	\$12.75	(\$3.59)
Total Revenue and Other Sources	\$324.88	\$323.97	(\$0.91)

2018 Executive Budget Summary

2018 Budget Initiatives

- **Ulster County Restorative Justice and Community Empowerment Center:** The 2018 Ulster County Budget provides funding for a new initiative to provide rehabilitative and restorative justice for adolescents through a new Restorative Justice and Community Empowerment Center at the Department of Probation. This Center will provide specialized evidence-based programming specifically targeted at reducing recidivism through the provision of services such as, improving family reintegration, mental health and substance abuse services, increasing educational opportunities and providing employment support and training.
 - **Restorative Justice Taskforce:** This Taskforce will be comprised of members of the community, law enforcement, and faith based organizations and will be charged with developing and implementing targeted evidence-based programs to reduce recidivism and improve outcomes for adolescents.
- **Continued Infrastructure Investment:** The 2018 Executive Budget provides nearly \$15 million to repair and replace aging infrastructure through the County's Building a Better Ulster County Initiative. With this additional funding, Ulster County has invested nearly \$60 million to repair critical infrastructure, improve safety through wider road shoulders and improve pedestrian access. In addition, the 2018 Executive Budget includes a new multi-year initiative, of \$2.1 million for a new highway safety program to improve the safety and signage on County roads.
- **Water Quality Program:** To identify potentially contaminated residential wells, the 2018 Executive Budget includes funding to provide free well-water testing for low to moderate income homeowners living outside the Watershed through the Department of Health. In addition, the Ulster County Office for the Environment in conjunction with the Department of Health will be designated as the County's Water Quality Management Agency and will oversee water quality initiatives throughout the County.
- **Green Fleet Lease Pilot:** The 2018 Ulster County Budget includes a new pilot program to lease ten additional green fleet compliant vehicles. Through this initiative, the County will continue to exceed the green fleet target established through the Green Fleet Policy and ensure that the County stays up to date and current with the latest green fleet technology.
- **Substance Abuse Prevention Programs:** The 2018 Executive Budget includes funding targeted to substance abuse prevention programs. This includes two new initiatives aimed at combating addiction and substance abuse. UlsterHelps.org provides a comprehensive, mobile - optimized online guide to treatment, prevention and substance abuse prevention resources. In addition, the County Executive will be appointing an Intra-Community Substance Use Prevention Task Force to ensure that the County remains on the leading edge in the fight against substance abuse. This Task Force will bring together medical experts, educators, community leaders, family members and those who have experienced recovery firsthand to continuously evaluate and strengthen programs offered.

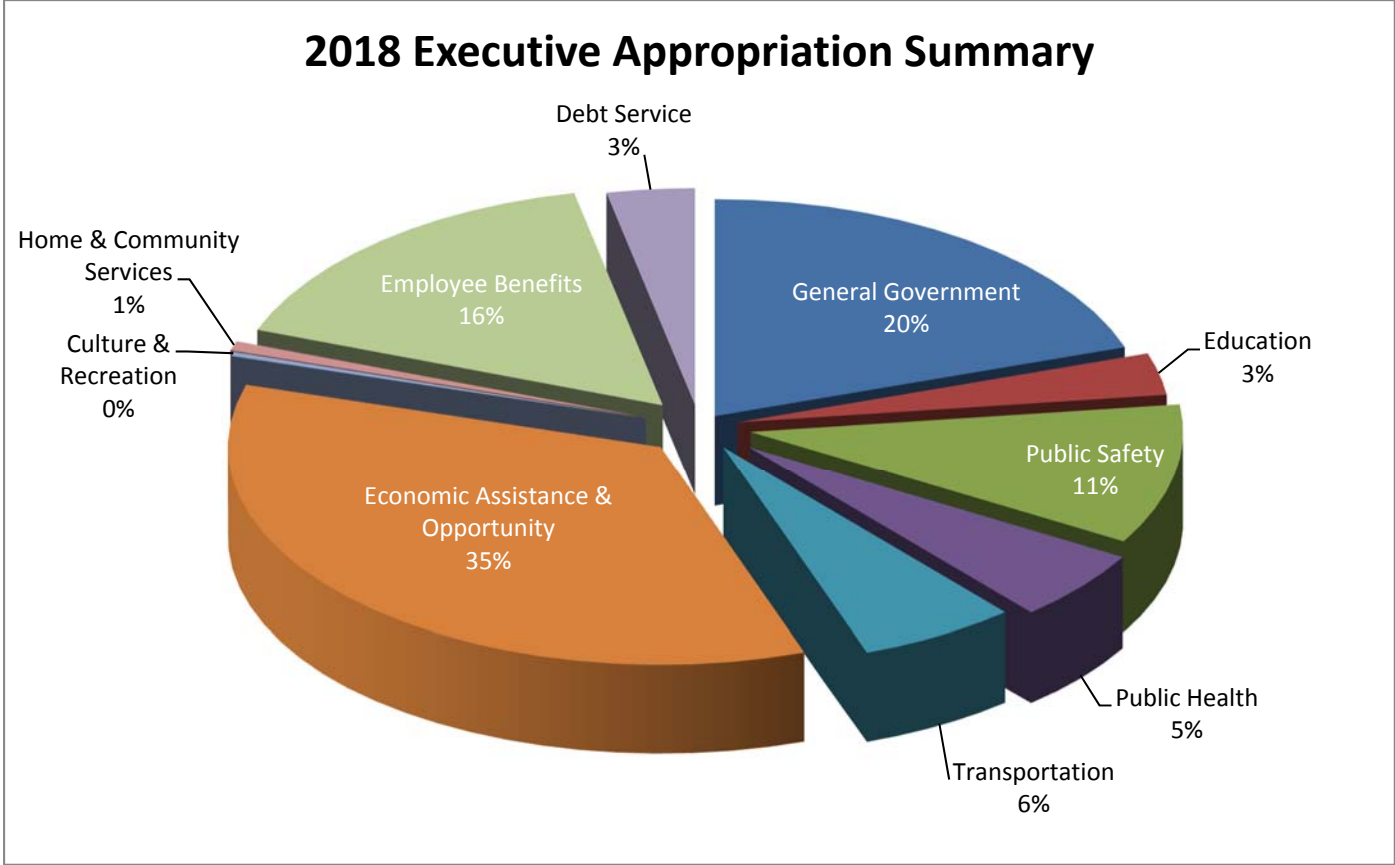
2018 Executive Budget Summary

- Safe Seniors Program:** The 2018 Executive Budget includes additional funding to eliminate the County’s current waitlist for the Senior Lifeline Medical Assistance program. This program provides seniors with a reliable, 24-hour available device to notify emergency personnel in the event of a fall or other emergency. There are 80 people awaiting access to this valuable and potentially lifesaving notification system, this initiative will ensure that all these seniors who qualify have access to this program.
- Public Defender Shared Service:** The 2018 Executive Budget includes funding for an expanded shared services conflict defender program with Dutchess County. This current program will be expanded to Family Court and this new Assistant Public Defenders will represent clients where a conflict exists. Ulster County will provide conflict defense in Dutchess County Family Court for approximately 150 cases and Dutchess County will provide the same for Ulster County.

2018 Executive Budget Expenditure Summary By Subject Area

	General Fund (A)	Community Development Fund (B)	County Road Fund (D)	Road Machinery Fund (E)	Self-Insurance Fund (S)	Debt Service Fund (V)	Total	% of Total
General Government	\$54,038,472				\$10,269,229		\$64,307,701	19.85%
Education	\$10,110,863						\$10,110,863	3.12%
Public Safety	\$33,972,902						\$33,972,902	10.49%
Public Health	\$17,069,931						\$17,069,931	5.27%
Transportation	\$4,360,518		\$11,577,265	\$3,157,121			\$19,094,904	5.89%
Economic Assistance & Opportunity	\$112,181,226	\$1,279,284					\$113,460,510	35.02%
Culture & Recreation	\$1,016,542						\$1,016,542	0.31%
Home & Community Services	\$2,277,356						\$2,277,356	0.70%
Employee Benefits	\$47,691,749	\$287,840	\$3,264,266	\$694,671	\$74,523		\$52,013,049	16.05%
Debt Service	\$525,000	\$1,200				\$10,121,777	\$10,647,977	3.29%
Total	\$283,244,559	\$1,568,324	\$14,841,531	\$3,851,792	\$10,343,752	\$10,121,777	\$323,971,735	100%

2018 Executive Budget Summary



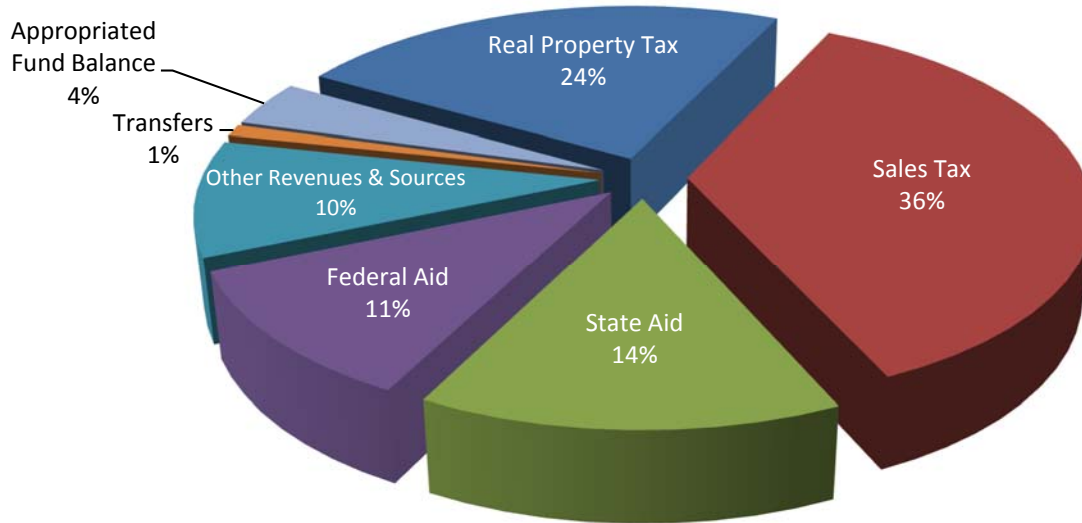
2018 Executive Budget Selected Departments By Type

Economic Assistance	Culture & Recreation	Home & Community	Employee Benefits	General Government	Education	Public Safety	Public Health	Transportation
DSS	Parks	Planning	Hospital & Medical	Legislature	Community College	Sheriff	Department of Health	UCAT
OET	Youth Programs	Environment	Disability	DA		E-911	WIC	Highway
Veterans		Human Rights		County Executive		Probation	Mental Health	Snow Removal
Office of Aging				County Clerk		Safety Inspection		Machinery
Weights & Measures				Board of Elections		Fire Coordinator		Engineering

2018 Executive Budget Summary

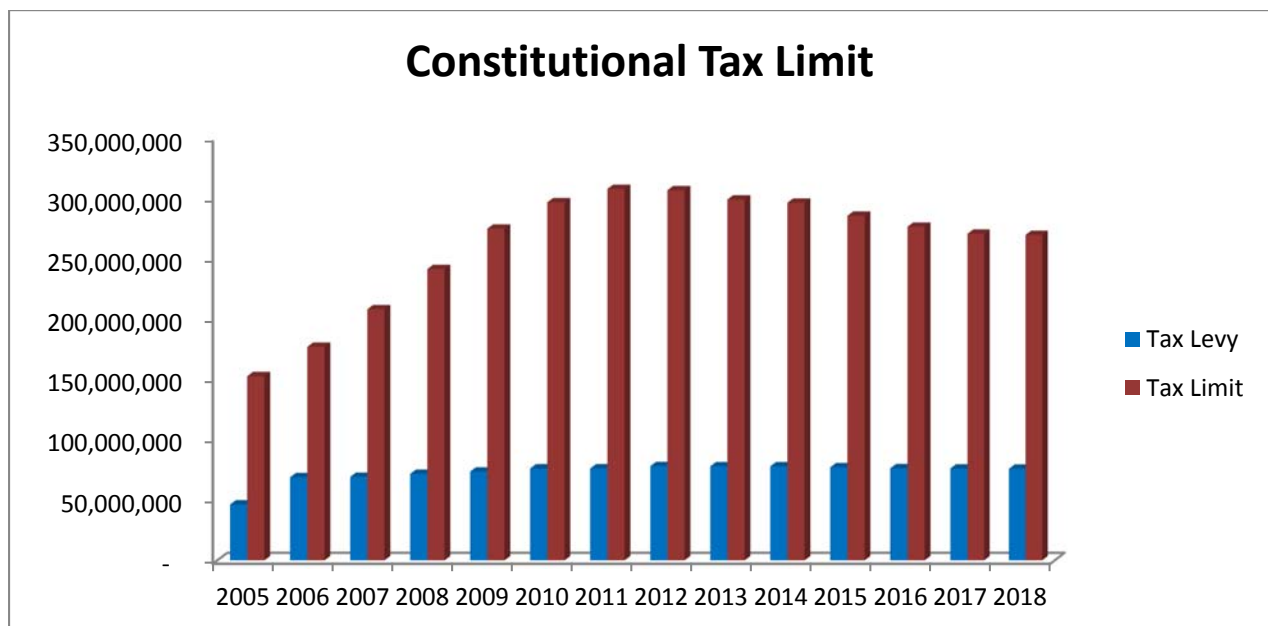
2018 Executive Budget Revenue Summary		
Revenue Summary By Type		
	2018 Executive Budget	Percent of Budget
Real Property Tax	\$76,700,783	23.68%
Sales Tax	\$117,631,568	36.31%
State Aid	\$46,029,620	14.21%
Federal Aid	\$35,723,360	11.03%
Other Revenues & Sources	\$31,868,316	9.84%
Transfers	\$3,271,304	1.01%
Appropriated Fund Balance	\$12,746,784	3.93%
Total	\$323,971,735	100.00%

2018 Executive Revenue Summary



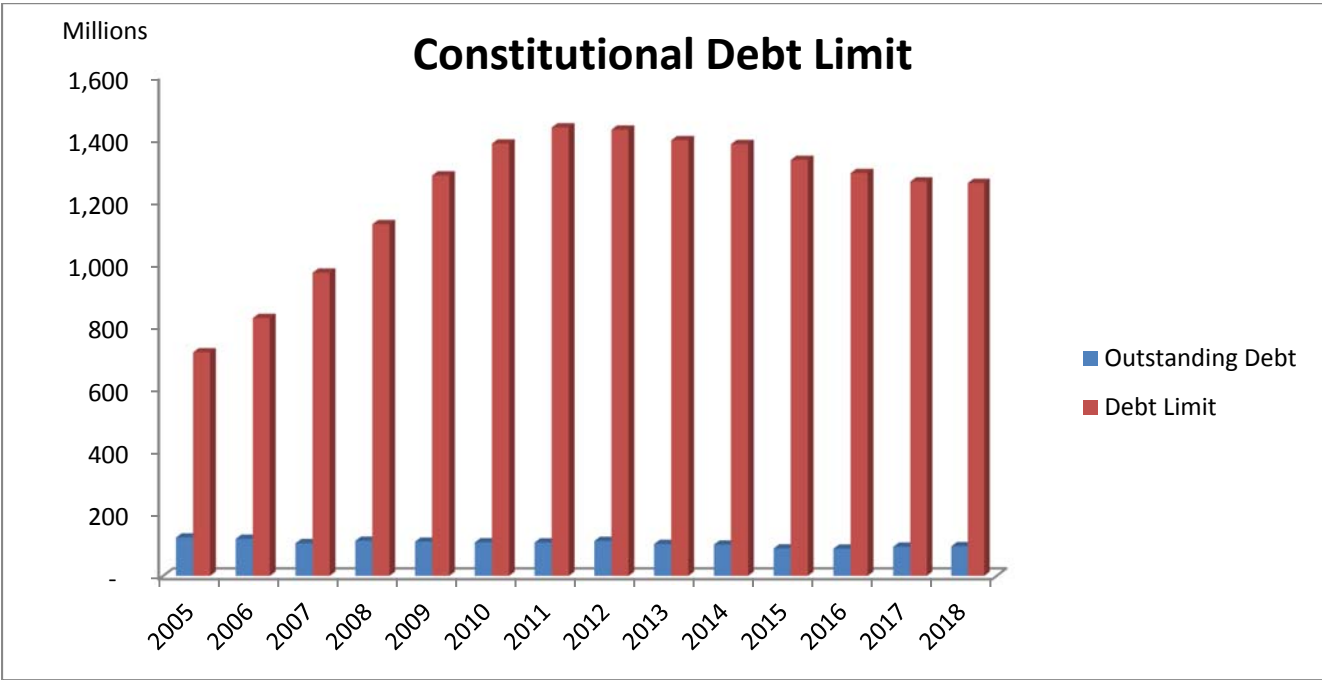
2018 Executive Budget Summary

2018 Executive Budget Recommendation Payroll Summary			
	2017 Adopted Budget	2018 Executive Budget	Change
Regular Pay	\$70,124,003	\$70,848,401	\$724,398
Part Time Pay	\$4,458,582	\$4,358,399	(\$100,183)
Overtime	\$2,635,522	\$2,944,027	\$308,505
Other	\$3,619,476	\$3,852,554	\$233,078
Separation Pay	\$913,500	\$1,073,500	\$160,000
Holiday Pay	\$834,281	\$866,175	\$31,894
Longevity	\$643,075	\$632,036	(\$11,039)
Differential Pay	\$493,424	\$502,199	\$8,775
On Call Pay	\$323,138	\$324,407	\$1,269
207C Pay	\$90,000	\$125,000	\$35,000
Line Up Pay	\$239,308	\$246,487	\$7,179
Stipend Pay	\$82,750	\$82,750	\$0
Total	\$80,837,583	\$82,003,381	\$1,165,798



Ulster County's 2018 recommended property tax levy is 28.42% of its taxing power.

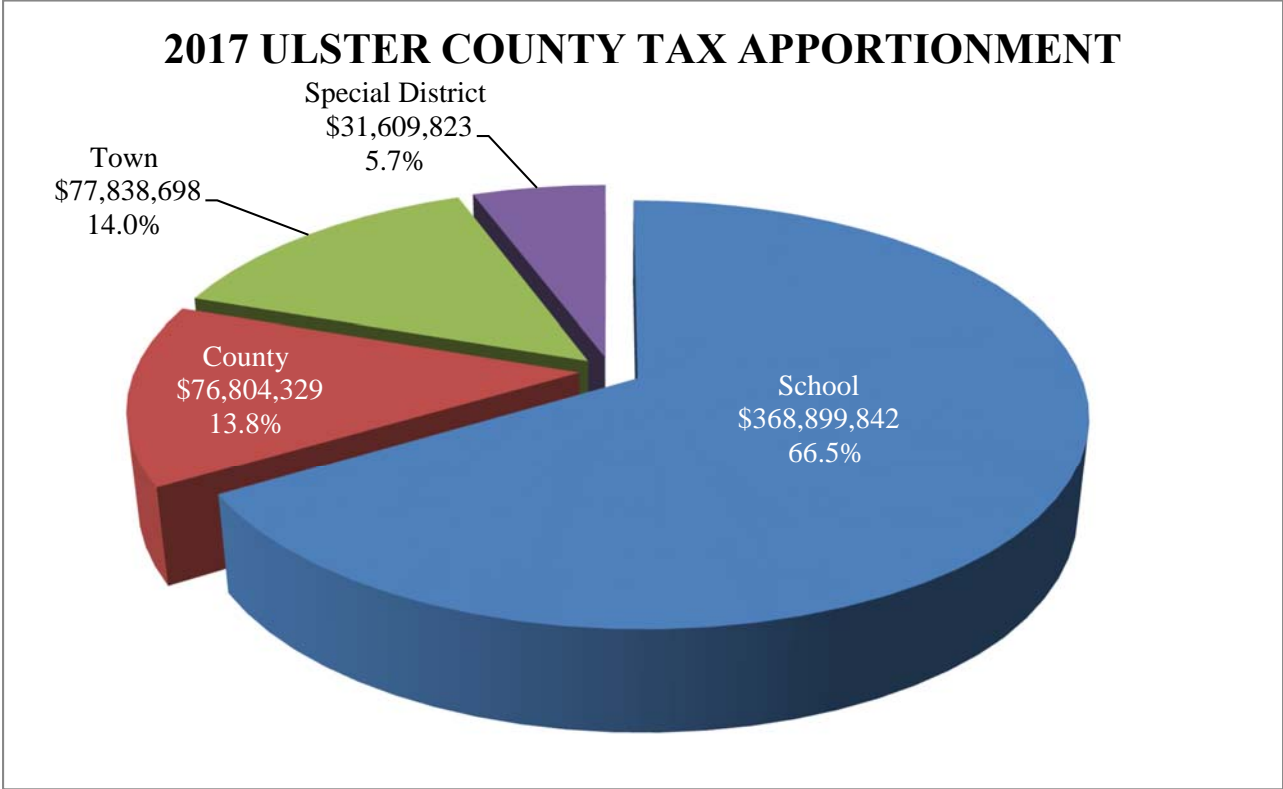
2018 Executive Budget Summary



Ulster County’s outstanding debt is 7.59% of the constitutional limit for this budget.

Estimated Operating Fund Balance <i>End of 2017 After Deducting Reserves</i>	
Fund	Estimated Amount
General Fund	\$36,144,452
Special Grant Fund	\$117,469
County Road Fund	\$1,040,767
Road Machinery Fund	\$4,324,121
Debt Service Fund	\$968,151
Total	\$42,594,960

2018 Executive Budget Summary



Summary By Responsibility Center

Responsibility Center	Fund	Department Title	Appropriations	Revenue	Net County Share
County Executive					
Aging	A	Aging, Programs for the	3,116,281	2,138,943	(977,338)
Arson Task Force	A	Arson Task Force	59,856	-	(59,856)
County Attorney	A	County Attorney	1,692,623	-	(1,692,623)
County Executive	A	County Executive	1,040,065	-	(1,040,065)
	A	Historian	16,150	-	(16,150)
Emergency Management	A	E911 - Public Safety Communicatio	4,363,187	1,913,511	(2,449,676)
Employment and Training	B	Employment and Training	958,794	958,794	-
	B	Job Training Services	602,330	602,330	-
	B	Participant Support	6,000	6,000	-
Environment	A	Environmental Control	458,521	141,943	(316,578)
Finance	A	Bond Anticipation Notes	525,000	200,000	(325,000)
	A	Budget	344,546	-	(344,546)
	A	Community College Tuition	3,700,000	75,000	(3,625,000)
	A	Contribution to Community College	6,400,863	-	(6,400,863)
	A	Finance	4,255,371	9,803,500	5,548,129
	A	Real Property	496,587	14,000	(482,587)
	A	Retirement	589,414	589,414	-
	A	Sales Tax	16,857,642	117,631,568	100,773,926
	A	Unified Court Budget Costs	20,000	-	(20,000)
	B	Loans	1,200	-	(1,200)
	B	Rehabilitation Loans and Grants	-	1,200	1,200
	V	Debt Service Fund	10,121,777	8,900	(10,112,877)
Fire Coordinator	A	Fire Coordinator	149,542	-	(149,542)
Human Rights	A	Human Rights Commission	21,764	-	(21,764)
Information Services	A	Information Services	7,015,548	70,760	(6,944,788)
Insurance	A	Disability Insurance	126,950	9,838	(117,112)
	A	Insurance, Unallocated	5,282,287	330,200	(4,952,087)
	S	Self Insurance Fund	10,343,752	10,343,752	-
Mental Health	A	Contracted Narcotics Addiction Cntrl	1,156,166	896,526	(259,640)
	A	Mental Health Administration	1,415,272	675,161	(740,111)
	A	Mental Health Programs	1,719,479	6,000	(1,713,479)
	A	Mental Health Services, Contracted	8,208,531	6,819,012	(1,389,519)
	A	Psychiatric Expend, Criminal	300,000	-	(300,000)
Personnel	A	Hospital & Medical Insurance	4,915,197	800,000	(4,115,197)
	A	Other Benefits	1,830,078	-	(1,830,078)
	A	Personnel	1,377,955	17,200	(1,360,755)
	A	Unemployment Insurance	75,000	-	(75,000)
Planning	A	Planning	1,794,476	552,050	(1,242,426)
Probation	A	Probation	6,565,458	1,768,979	(4,796,479)
	A	Rehabilitation Services	181,156	39,214	(141,942)
Public Defender	A	Public Defender	2,591,542	375,465	(2,216,077)
Public Health	A	Medical Examiner	891,140	700	(890,440)
	A	Other Education	10,000	10,000	-
	A	Public Health	5,629,001	2,888,672	(2,740,329)
	A	WIC Program	792,268	792,268	-
Public Works	A	Buildings and Grounds	9,024,801	846,031	(8,178,770)
	A	Central Garage	819,569	313,700	(505,869)
	A	Off-Street Parking	48,684	38,200	(10,484)
	A	Parks	406,894	191,150	(215,744)
	A	Public Works Administration	906,461	1,225,000	318,539
	D	Engineering	476,059	-	(476,059)
	D	Highway Administration	3,347,909	-	(3,347,909)
	D	Maintenance of Roads and Bridges	4,522,411	65,900	(4,456,511)
	D	Permanent Improvements	3,694,156	3,694,156	-
	D	Snow Removal	2,800,996	100,000	(2,700,996)
	E	Machinery	3,586,792	67,500	(3,519,292)
	E	Stockpile	265,000	-	(265,000)
Purchasing	A	Purchasing	1,188,334	160,000	(1,028,334)
Safety	A	Safety Inspection	425,287	-	(425,287)

Summary By Responsibility Center

Responsibility Center	Fund	Department Title	Appropriations	Revenue	Net County Share
County Executive					
Social Services	A	Child Care	26,600,000	17,071,277	(9,528,723)
	A	Day Care	3,600,000	3,362,785	(237,215)
	A	Emergency Aid for Adults	180,000	90,250	(89,750)
	A	Family Assistance	10,650,000	6,841,429	(3,808,571)
	A	Home Energy Assistance	140,000	129,000	(11,000)
	A	Juvenile Delinquent	250,000	79,667	(170,333)
	A	Medical Assistance	10,000	(100,000)	(110,000)
	A	Medical Assistance - MMIS	35,659,354	200,000	(35,459,354)
	A	Safety Net	7,750,000	2,822,311	(4,927,689)
	A	Services for Recipients	800,000	518,744	(281,256)
	A	Social Services Administration	30,652,448	26,888,306	(3,764,142)
	A	State Training School	550,000	-	(550,000)
Tourism	A	Tourism	1,125,128	88,032	(1,037,096)
UCAT	A	Bus Operations	5,833,200	3,884,661	(1,948,539)
Veterans	A	Veterans Services	896,112	13,000	(883,112)
Weights & Measures	A	Weights & Measures	195,161	95,242	(99,919)
Youth Bureau	A	Youth Programs	481,959	292,041	(189,918)
		Total County Executive	274,905,484	229,459,282	(45,446,202)
Legislature					
	A	Conservation	441,500	-	(441,500)
	A	Contingent Account	750,000	-	(750,000)
	A	Elections	2,029,765	359,369	(1,670,396)
	A	Legislative Board	855,130	-	(855,130)
	A	Legislative Board, Clerk of	1,094,396	-	(1,094,396)
	A	Municipal Association Dues	39,828	-	(39,828)
	A	Other Economic Opportunity	21,750	-	(21,750)
	A	Libraries	74,250	-	(74,250)
	A	Other Performing Arts	90,250	-	(90,250)
	A	Other Home & Community Service	91,000	-	(91,000)
		Total Legislature	5,487,869	359,369	(5,128,500)
Comptroller					
	A	Comptroller	796,603	-	(796,603)
County Clerk					
	A	County Clerk	4,179,358	2,745,555	(1,433,803)
District Attorney					
	A	District Attorney	4,582,031	867,325	(3,714,706)
Sheriff					
	A	Municipal Court	37,699	35,020	(2,679)
	A	Drug Investigations	650,954	112,864	(538,090)
	A	Jail	22,316,188	538,574	(21,777,614)
	A	Sheriff	11,015,549	1,406,179	(9,609,370)
		Total Sheriff	34,020,390	2,092,637	(31,927,753)
ALL FUNDS					
Totals			323,971,735	235,524,168	(88,447,567)
Appropriated Fund Balance			-	12,746,784	12,746,784
Real Property Tax			-	76,700,783	76,700,783
Deferred Property Tax			-	(1,000,000)	(1,000,000)
GRAND TOTALS			\$ 323,971,735	\$ 323,971,735	-

STATEMENT OF DEBT

As of September 30, 2017

DEBT OUTSTANDING	ISSUE DATE	MATURITY DATE	INTEREST RATE	PRINCIPAL OUTSTANDING
Serial Bonds: County				
Public Improvements	November-2008	November-2023	4.44%	193,500
Public Improvements (Refunding Bond)	May-2009	October-2017	4.25%	-
Public Improvements	November-2009	November-2024	3.00%	2,095,000
Public Improvements	November-2010	November-2025	3.10%	2,005,000
Public Improvements	November-2011	November-2022	2.31%	600,000
Public Improvements (Refunding Bond)	June-2012	November-2024	4.29%	13,505,000
Law Enforcement Center (Refunding Bond)	June-2012	November-2029	4.44%	31,455,000
Public Improvements	November-2012	November-2027	2.22%	1,677,200
Public Improvements	November-2013	November-2028	2.53%	2,575,000
Public Improvements	November-2014	November-2027	2.00%	3,315,000
Public Improvements (Refunding Bond)	March-2015	November-2023	3.67%	4,202,130
Public Improvements	November-2015	November-2028	2.09%	5,175,000
Public Improvements	November-2016	November-2026	1.90%	926,000
Public Improvements	November-2016	November-2026	2.27%	11,650,750
				\$ 79,374,580
Serial Bonds: UTASC				
Tobacco Bonds	September-2016	December-2034	2.00-6.75%	30,980,000
Tobacco Bonds	November-2005	December-2027	6.00-7.85%	3,664,199
				\$ 34,644,199
Total Serial Bonds: County				\$ 114,018,779
Serial Bonds: UCCC				
Public Improvements	November-2008	November-2023	4.44%	6,500
Public Improvements (Refunding Bond)	May-2009	October-2017	4.25%	-
Public Improvements	November-2012	November-2027	2.22%	1,127,800
Public Improvements (Refunding Bond)	March-2015	November-2023	3.67%	942,870
Public Improvements	November-2016	November-2026	1.90%	177,000
				\$ 2,254,170
Total Serial Bonds: UCCC				\$ 2,254,170
Total Serial Bonds per Long-Term Debt:				\$ 116,272,949

STATEMENT OF DEBT

As of September 30, 2017

DEBT OUTSTANDING	PROJECT #	ISSUE DATE	MATURITY DATE	INTEREST RATE	PRINCIPAL OUTSTANDING
<i>Bond Anticipation Notes:</i>					
South Putt Corners Road	336	November-2016	November-2017	2.00%	155,000
UCCC HVAC, Generator System	373	November-2016	November-2017	2.00%	480,000
Various County Roofs	382,383,384	November-2016	November-2017	2.00%	675,000
Reconstruction of Various Roads	410	November-2016	November-2017	2.00%	260,000
VOIP Telephone System	413	November-2016	November-2017	2.00%	671,959
New Paltz Pool Repairs	414	November-2016	November-2017	2.00%	500,000
Bailey Bridge Reconstruction	260	November-2016	November-2017	2.00%	1,200,000
AEGIS Mobile Software System	449	November-2016	November-2017	2.00%	312,970
Rehab of Alligerville & Leggs Mill Rd Bridge	444, 445	November-2016	November-2017	2.00%	1,190,000
Various Bridge Reconstruction	425,426	November-2016	November-2017	2.00%	370,000
Rehabilitation of Sawkill Bridge #92	417	November-2016	November-2017	2.00%	634,217
Central Auto Vehicles	460	November-2016	November-2017	2.00%	698,904
Purchase of Highway Equipment	461	November-2016	November-2017	2.00%	3,160,406
Reconstruction of Various Roads	463	November-2016	November-2017	2.00%	425,000
Carmine Liberta Bridge Replacement	458	November-2016	November-2017	2.00%	1,907,000
Various Bridge Replacement Program	467-478	November-2016	November-2017	2.00%	673,000
Various Roads Slope Stabilization	475	November-2016	November-2017	2.00%	600,000
<i>Total Bond Anticipation Notes:</i>					\$ 13,913,456
<i>TOTAL DEBT OUTSTANDING:</i>					
<i>(Includes Tobacco Debt of \$34,644,199)</i>					\$ 130,186,405

DEBT AUTHORIZED AND UNISSUED

As of September 30, 2017

SERIAL BONDS AUTHORIZED/UNISSUED	PROJECT NUMBER	AUTHORIZATION MONTH	Beginning Balance	AUTHORIZED AMOUNT UNISSUED
Tongore Bridge	261	Feb. 2017	-	160,000
Sawkill School Bridge	264	Apr. 2002, Jan. 2016	3,586,805	1,084,970
Zena Box Culvert	330	Mar. 2010	200,000	200,000
Rail Trail Connector	334	Mar. 2010, Aug. 2014	107,475	85,205
South Putt Corners Road	336	Jan. 2011, Nov. 2015, Jun. 2017	201,077	372,827
ADA Compliance Projects	345-351	Sept. 2017	-	230,596
Dewitt Mills Road Box Culvert	352	Jun. 2011	200,000	200,000
Trudy Resnick Farber Building	362	Apr. 2013	142,000	142,000
DPW - Mechanics Shop Roof Repair	364	Apr. 2013	315,600	315,600
DPW - Dispatch Building Roof Repair	365	Apr. 2013	259,600	259,600
DPW - Tire Shop Roof Repair	366	Apr. 2013	41,200	41,200
DPW - Welding Shop Roof Repair	367	Apr. 2013	11,600	11,600
HVAC and Generators UCCC	373	Aug. 2012	620,000	620,000
Shandaken Garage Roof Repair	382	Apr. 2013	35,600	35,600
Accord Sub-Station Roof Repair	383	Apr. 2013	38,400	38,400
Sundown Sub-Station Roof Repair	384	Apr. 2013	52,400	52,400
Kripplebush Road Box Culvert	387	Apr. 2013	150,000	150,000
State Camp Bridge	388	Apr. 2013	300,000	300,000
Sundown Bridge	390	Apr. 2013	125,000	125,000
Fleet Service Bay Expansion	403	Apr. 2014	550,000	550,000
UC Brownfield Opportunity Study	409	May 2014	202,671	167,636
Voice Over IP Phone System	413	May 2014	671,960	671,960
New Paltz Pool Repairs	414	Jun. 2014, Jan. 2016	1,188,000	1,188,000
Walkill Bridge #127	439	Feb. 2015, Apr. 2016, May 2017	1,075,000	2,225,000
Alligerville Bridge #136	444	Feb. 2015	562,500	562,500
Leggs Mill Bridge #152	445	Feb. 2015, Nov. 2015	627,500	627,500
Aegis Mobile - Sheriff's Dept	449	Mar. 2015	312,970	312,970
Large Culvert Inspection Program	450	Apr. 2015	200,000	200,000
Hudson Valley Rail Trail West	451	Feb. 2017	-	1,674,897
Perrine's Bridge Restoration	452	Apr. 2015	350,000	350,000
UCLEC Repairs & Data Center HVAC	454	Apr. 2015	255,000	255,000
Building Security Improvements	455	May 2015	150,000	150,000
UC Law Enforcement Lighting	456	Jun. 2015, Nov. 2015	17,237	17,237
Varous County Buildings - HVAC Weatherization	392-402	Aug. 2015	2,500,000	2,500,000
Central Auto Vehicles	460	Jan. 2016, Feb. 2016	698,904	683,904
Purchase of Highway Equipment	461	Jan. 2016	3,160,406	3,160,406
DPW Fuel Tank Replacement	462	Jan. 2016	625,000	625,000
Road Materials - Various Roads	463	Jan. 2016	425,000	425,000
SUNY Ulster Furniture	465	Jan. 2016	150,000	150,000
SUNY Ulster Gym Wall Replacement	466	Jan. 2016	113,080	113,080
SUNY Ulster Leach Field Construction	467	Jan. 2016, May 2017	206,728	215,793
SUNY Ulster Vanerlyn Pedestrian Bridge Construction	468	Jan. 2016	175,000	175,000
SUNY Ulster Water Supply Extension Project	469	Jan. 2016	555,000	555,000
Western Ave. Stormwater Project	470	Feb. 2016	450,000	450,000
17 Pearl St. Painting	471	Feb. 2016	50,000	50,000
Various Shoulders Construction	473	Mar. 2016	250,000	250,000
Reconstruction of Various Parking Lots	474	Mar. 2016, May 2017, Aug. 2017	150,000	312,076
Slope Analysis & Stabilization	475	Mar. 2016	780,000	780,000
Ort Todd Bridge #86	476	Mar. 2016	167,000	130,000
Jesse Wolven Bridge #64	477	Mar. 2016	205,000	205,000
Woodland Valley Bridge #133	478	Mar. 2016	301,000	338,000
UCCC Roof Replacement Project	480	Feb. 2017	-	130,000
UCCC Technology Facility Upgrades	481	Jul. 2016	300,000	300,000
Countywide Radio System	482	Aug. 2016	420,000	420,000
Fire Training Center	483	Aug. 2016	152,000	152,000
Poorhouse Memorial	484	Mar. 2017	-	100,000
UCCC Water Storage Tank Replacement	485	Oct. 2016	300,000	300,000
UCCC Window Replacement Project	486	Oct. 2016	668,000	668,000
Public Safety Enterprise Software	487	Dec. 2016	3,000,000	3,000,000

DEBT AUTHORIZED AND UNISSUED

As of September 30, 2017

SERIAL BONDS AUTHORIZED/UNISSUED	PROJECT NUMBER	AUTHORIZATION MONTH	Beginning Balance	AUTHORIZED AMOUNT UNISSUED
Installation of Shoulders - New Paltz/Gardiner	488	Dec. 2016	487,000	487,000
UCCC Dewitt Library Roof Replacement	489	Dec. 2016	250,000	250,000
Mass Transit Buses	490	Dec. 2016	849,387	800,000
Business Resource Center	494	Jan. 2017	-	1,282,500
Golden Hill Water Tower	495	Mar. 2017	-	640,640
Springtown Road Culvert	496	Feb. 2017	-	120,000
Reconstruction of Various Roads	497	Feb. 2017	-	425,000
Construction of Various Shoulders	498	Feb. 2017	-	329,000
County Fleet Vehicles	499	Feb. 2017	-	870,000
Purchase of Highway Equipment	500	Feb. 2017	-	3,120,000
New Paltz Road Realignment	501	Mar. 2017	-	320,000
Public Works Admin. Building Renovations	502	Mar. 2017	-	148,000
Frost Valley Road	504	Jun. 2017	-	230,000
Wolven Bridge	505	Jul. 2017	-	191,000
Lucas Turnpike Shoulder Improvements	506	Jul. 2017	-	38,000
Horsenden Pavement Overlay	507	Jul. 2017	-	13,000
Fantinekill Bridge Replacement	508	Jul. 2017	-	191,000
Roof Replacement Program	509	Aug. 2017	-	1,580,000
TOTAL SERIAL BONDS/BANS				\$ 40,441,097
REVENUE ANTICIPATION NOTES				
Sales and Compensating Use Taxes		Jan. 2017		15,000,000
TOTAL REVENUE ANTICIPATION NOTES				\$ 15,000,000
TAX ANTICIPATION NOES				
Real Property Taxes (2017)		Jan. 2017		20,000,000
TOTAL TAX ANTICIPATION NOTES				\$ 20,000,000
TOTAL DEBT AUTHORIZED AND UNISSUED:				\$ 75,441,097

County Summary

Uniform Percentage

Equalized Total Assessed Value 21,154,729,897

Exemption Code	Exemption Name	Statutory Authority	Number of Exemptions	Total Equalized Value of Exemptions	Percent of Value Exempted
12100	NYS - GENERALLY	RPTL 404(1)	132	458,940,482	2.17
12350	PUBLIC AUTHORITY - STATE	RPTL 412	7	11,246,230	0.05
13100	CO - GENERALLY	RPTL 406(1)	75	114,786,072	0.54
13350	CITY - GENERALLY	RPTL 406(1)	168	85,603,125	0.4
13360	AQUEDUCTS OF NYC WATER SUPPLY	RPTL 406(4)	3	6,816,259	0.03
13440	CITY O/S LIMITS - SEWER OR WATER	RPTL 406(3)	7	1,138,785	0.01
13500	TOWN - GENERALLY	RPTL 406(1)	437	100,478,684	0.47
13650	VG - GENERALLY	RPTL 406(1)	85	29,727,770	0.14
13740	VG O/S LIMITS - SEWER OR WATER	RPTL 406(3)	11	1,016,400	0
13800	SCHOOL DISTRICT	RPTL 408	78	323,829,905	1.53
13850	BOCES	RPTL 408	5	2,343,300	0.01
13870	SPEC DIST USED FOR PURPOSE ESTAB	RPTL 410	52	24,458,206	0.12
13890	PUBLIC AUTHORITY - LOCAL	RPTL 412	2	2,226,017	0.01
14100	USA - GENERALLY	RPTL 400(1)	5	921,900	0
14110	USA - SPECIFIED USES	STATE L 54	16	6,653,934	0.03
18020	MUNICIPAL INDUSTRIAL DEV AGENCY	RPTL 412-a	21	157,269,604	0.74
18080	MUN HSNG AUTH-FEDERAL/MUN AIDED	PUB HSNG L 52(3)&(5)	1	6,261,000	0.03
21600	RES OF CLERGY - RELIG CORP OWNER	RPTL 462	49	19,632,391	0.09
25110	NONPROF CORP - RELIG(CONST PROT)	RPTL 420-a	455	453,846,072	2.15
25120	NONPROF CORP - EDUCL(CONST PROT)	RPTL 420-a	233	114,021,048	0.54
25130	NONPROF CORP - CHAR (CONST PROT)	RPTL 420-a	114	42,092,947	0.2
25210	NONPROF CORP - HOSPITAL	RPTL 420-a	39	48,782,954	0.23
25230	NONPROF CORP - MORAL/MENTAL IMP	RPTL 420-a	172	98,681,163	0.47
25300	NONPROF CORP - SPECIFIED USES	RPTL 420-b	123	41,693,076	0.2
26050	AGRICULTURAL SOCIETY	RPTL 450	5	1,058,000	0.01
26100	VETERANS ORGANIZATION	RPTL 452	16	3,900,984	0.02
26250	HISTORICAL SOCIETY	RPTL 444	29	4,291,396	0.02
26300	INTERDENOMINATIONAL CENTER	RPTL 430	2	435,900	0
26400	INC VOLUNTEER FIRE CO OR DEPT	RPTL 464(2)	111	43,634,899	0.21
27350	PRIVATELY OWNED CEMETERY LAND	RPTL 446	144	17,310,181	0.08
28120	NOT-FOR-PROFIT HOUSING CO	RPTL 422	2	1,372,578	0.01
28520	NOT-FOR-PROFIT NURSING HOME CO	RPTL 422	1	140,937	0
28540	NOT-FOR-PROFIT HOUS CO - HOSTELS	RPTL 422	16	7,110,396	0.03
28550	NOT-FOR-PROFIT HOUS CO-SR CITS CTR	RPTL 422	6	23,902,845	0.11
29150	OPERA HOUSE	RPTL 426	1	1,130,000	0.01
29500	PERFORMING ARTS BUILDING	RPTL 427	2	212,831	0
32252	NYS OWNED REFORESTATION LAND	RPTL 534	5	5,286,783	0.02
32301	NYS LAND TAXABLE FOR SCHOOL ONLY	RPTL 536	20	9,448,097	0.04
33201	TAX SALE - COUNTY OWNED	RPTL 406(5)	27	1,441,379	0.01
38260	MUN HSNG AUTH -NYS AIDED	PUB HSNG L 52(4)&(5)	3	11,092,400	0.05
41101	VETS EX BASED ON ELIGIBLE FUNDS	RPTL 458(1)	133	271,519	0
41102	VETS EX BASED ON ELIGIBLE FUNDS	RPTL 458(1)	26	58,386	0
41111	VET PRO RATA: FULL VALUE ASSMT	RPTL 458(5)	1	1,000	0
41120	ALT VET EX-WAR PERIOD-NON-COMBAT	RPTL 458-a	3,343	97,172,316	0.46
41122	ALT VET EX-WAR PERIOD-NON-COMBAT	RPTL 458-a	7	142,240	0

County Summary

Uniform Percentage

Equalized Total Assessed Value 21,154,729,897

Exemption Code	Exemption Name	Statutory Authority	Number of Exemptions	Total Equalized Value of Exemptions	Percent of Value Exempted
41125	ALT VET EX-WAR PERIOD-NON-COMBAT	RPTL 458-a	5	197,100	0
41130	ALT VET EX-WAR PERIOD-COMBAT	RPTL 458-a	2,596	123,670,911	0.58
41131	ALT VET EX-WAR PERIOD-COMBAT	RPTL 458-a	1	75,000	0
41132	ALT VET EX-WAR PERIOD-COMBAT	RPTL 458-a	4	180,083	0
41135	ALT VET EX-WAR PERIOD-COMBAT	RPTL 458-a	3	167,770	0
41140	ALT VET EX-WAR PERIOD-DISABILITY	RPTL 458-a	833	40,211,724	0.19
41141	ALT VET EX-WAR PERIOD-DISABILITY	RPTL 458-a	1	75,250	0
41145	ALT VET EX-WAR PERIOD-DISABILITY	RPTL 458-a	2	152,400	0
41161	COLD WAR VETERANS (15%)	RPTL 458-b	68	2,002,883	0.01
41162	COLD WAR VETERANS (15%)	RPTL 458-b	401	11,699,043	0.06
41171	COLD WAR VETERANS (DISABLED)	RPTL 458-b	19	498,958	0
41172	COLD WAR VETERANS (DISABLED)	RPTL 458-b	19	502,877	0
41300	PARAPLEGIC VETS	RPTL 458(3)	3	925,140	0
41400	CLERGY	RPTL 460	41	73,477	0
41692	VOLUNTEER FIREFIGHTERS AND AMBULANCE WORKERS IN CERTAIN COUNTIES (SCHOOL DISTRICT ELIGIBLE)	RPTL 466-c,d,e,f,g,h&i	1	3,000	0
41700	AGRICULTURAL BUILDING	RPTL 483	68	6,406,387	0.03
41720	AGRICULTURAL DISTRICT	AG-MKTS L 305	1,147	116,702,335	0.55
41730	AGRIC LAND-INDIV NOT IN AG DIST	AG MKTS L 306	151	11,769,888	0.06
41750	AG LAND ELIGIBLE FOR AG ASSMT	AG-MKTS 305(7)	11	325,201	0
41800	PERSONS AGE 65 OR OVER	RPTL 467	1,611	122,635,836	0.58
41801	PERSONS AGE 65 OR OVER	RPTL 467	368	25,398,333	0.12
41802	PERSONS AGE 65 OR OVER	RPTL 467	1,075	59,952,261	0.28
41805	PERSONS AGE 65 OR OVER	RPTL 467	504	35,571,959	0.17
41822	LIVING QUARTERS FOR PARENTS AND GRANDPARENTS	RPTL 469	16	904,716	0
41900	PHYSICALLY DISABLED	RPTL 459	3	72,313	0
41901	PHYSICALLY DISABLED	RPTL 459	2	109,700	0
41930	DISABILITIES AND LIMITED INCOMES	RPTL 459-c	53	4,480,039	0.02
41931	DISABILITIES AND LIMITED INCOMES	RPTL 459-c	38	2,638,062	0.01
41932	DISABILITIES AND LIMITED INCOMES	RPTL 459-c	82	5,312,113	0.03
41935	DISABILITIES AND LIMITED INCOMES	RPTL 459-c	27	2,373,319	0.01
42100	SILOS, MANURE STORAGE TANKS,	RPTL 483-a	2	4,443	0
42120	TEMPORARY GREENHOUSES	RPTL 483-c	3	71,000	0
42130	FARM OR FOOD PROCESSING LABOR CAMPS OR COMMISSARIES	RPTL 483-d	55	3,541,457	0.02
44112	FIRST-TIME HOMEBUYERS - NEW CONSTRUCTION	RPTL 457	1	32,000	0
47100	Mass Telecomm Ceiling	RPTL S499-qqqq	47	850,969	0
47200	RAILROAD - PARTIALLY EXEMPT	RPTL 489-d&dd	8	35,516,402	0.17
47450	FOREST/REF LAND - FISHER ACT	RPTL 480	12	2,164,489	0.01
47460	FOREST LAND CERTD AFTER 8/74	RPTL 480-a	335	39,091,958	0.18
47610	BUSINESS INVESTMENT PROPERTY POST 8/5/97	RPTL 485-b	51	9,819,955	0.05
47611	BUSINESS INVESTMENT PROPERTY POST 8/5/97	RPTL 485-b	15	1,237,060	0.01
47615	BUSINESS INVESTMENT PROPERTY POST 8/5/97	RPTL 485-b	24	11,471,048	0.05
48650	LTD PROF HOUSING CO	P H F I L 33,556,654-a	2	10,931,000	0.05
48660	HOUSING DEVELOPMENT FUND CO	P H F I L 577,654-a	4	22,231,509	0.11
48675	REDEVELOPMENT HOUSING CO	P H F I L 125 & 127	2	1,329,697	0.01

County Summary

Total Assessed Value 19,202,589,138

Uniform Percentage

Equalized Total Assessed Value 21,154,729,897

Exemption Code	Exemption Name	Statutory Authority	Number of Exemptions	Total Equalized Value of Exemptions	Percent of Value Exempted
48690	REDEVELOPMENT CO - PHASE OUT	RPTL 423	1	1,202,200	0.01
49500	SOLAR OR WIND ENERGY SYSTEM	RPTL 487	222	3,490,212	0.02
50000	SYSTEM CODE	STATUTORY AUTH NOT DEFINED	2	296,150	0
50001	SYSTEM CODE	STATUTORY AUTH NOT DEFINED	16	9,630,143	0.05
50002	SYSTEM CODE	STATUTORY AUTH NOT DEFINED	8	0	0
50005	SYSTEM CODE	STATUTORY AUTH NOT DEFINED	2	0	0
51001	SYSTEM CODE	STATUTORY AUTH NOT DEFINED	239	25,872,024	0.12
Total Exemptions Exclusive of System Exemptions:			16,127	3,099,955,868	14.65
Total System Exemptions:			267	35,798,317	0.17
Totals:			16,394	3,135,754,185	14.82

Values have been equalized using the Uniform Percentage of Value. The Exempt amounts do not take into consideration, payments in lieu of taxes or other payments for municipal services

Amount, if any, attributable to payments in lieu of taxes: _____

GENERAL FUND

Department 1010 Legislative Board
 Division 1001 Legislative Board

EXPENSES

<u>Account</u>	2015 Actual	2016 Actual	2017 Adopted Budget	2017 Amended Budget	2018 Dept Request	2018 Executive Recommendation
1300 - Regular Pay	254,955	331,499	335,500	335,500	335,500	335,500
4580 - Conference Expenses	3,331	6,778	8,000	8,000	8,000	8,000
4590 - Travel	15,597	10,436	16,000	16,000	16,000	16,000
8000 - Retirement	46,132	58,352	53,736	53,736	-	51,691
8010 - Social Security/FICA	17,793	23,994	25,666	25,666	-	25,666
8020 - Health Insurance	222,259	295,846	404,938	404,938	-	418,273
Division Total	560,068	726,905	843,840	843,840	359,500	855,130

REVENUES

<u>Account</u>	2015 Actual	2016 Actual	2017 Adopted Budget	2017 Amended Budget	2018 Dept Request	2018 Executive Recommendation
3000 - Real Property Taxes	54,146,794	51,619,725	52,335,546	52,335,546	-	51,622,139
3280 - Misc Local Sources	-	-	59,000	59,000	-	-
Division Total	54,146,794	51,619,725	52,394,546	52,394,546	-	51,622,139

Department Expense Total	560,068	726,905	843,840	843,840	359,500	855,130
Department Revenue Total	54,146,794	51,619,725	52,394,546	52,394,546	-	51,622,139

DEPARTMENT POSITION SUMMARY

<u>Title</u>	<u># of Positions</u>	<u>Total Salary</u>
CHAIRMAN OF THE LEGISLATURE	1	23,500
LEGISLATOR	20	280,000
MAJORITY LEADER/LEGISLATOR	1	16,000
MINORITY LEADER/LEGISLATOR	1	16,000
Total Benefited Positions	23	335,500

GENERAL FUND

Department 1040 Clerk of Legislative Board

Division 1006 Clerk of Legislative Board

EXPENSES

<u>Account</u>	2015 Actual	2016 Actual	2017 Adopted Budget	2017 Amended Budget	2018 Dept Request	2018 Executive Recommendation
1300 - Regular Pay	334,260	337,836	348,368	348,368	357,733	364,898
1400 - Part Time Pay	104,402	105,027	106,689	106,689	90,567	92,385
1420 - Contractual Pays	8,000	12,000	12,500	12,500	10,250	10,250
2000 - Office Equipment	6,467	1,050	3,000	3,000	3,000	3,000
2200 - Computer Equipment	-	7,056	8,000	8,000	8,000	8,000
4000 - Supplies	4,200	5,902	6,000	5,925	6,000	6,000
4300 - Professional Services	202,342	173,221	289,817	308,263	310,788	310,788
4590 - Travel	-	-	-	75	-	-
4600 - Misc Contractual Expense	9,313	12,403	14,100	14,100	15,100	27,600
8000 - Retirement	77,084	73,336	57,325	57,325	-	72,037
8010 - Social Security/FICA	33,014	33,754	35,768	35,768	-	35,766
8020 - Health Insurance	124,433	156,349	158,454	158,454	-	163,672
Division Total	903,515	917,934	1,040,021	1,058,467	801,438	1,094,396
Department Expense Total	903,515	917,934	1,040,021	1,058,467	801,438	1,094,396

DEPARTMENT POSITION SUMMARY

<u>Title</u>	<u># of Positions</u>	<u>Total Salary</u>
CLERK OF THE LEGISLATURE	1	79,396
DEP CLERK TO THE LEGISLATURE	2	120,210
LEGISLATIVE COUNSEL	2	78,035
LEGISLATIVE EMPLOYEE	1	49,721
LEGISLATIVE FISCAL ANALYST	1	61,446
MINORITY COUNSEL	1	14,350
SR LEGISLATIVE EMPLOYEE	1	54,125
Total Benefited Positions	9	457,283

GENERAL FUND

Department 1110 Municipal Court
Division 1016 Court Security

EXPENSES

<u>Account</u>	<u>2015 Actual</u>	<u>2016 Actual</u>	<u>2017 Adopted Budget</u>	<u>2017 Amended Budget</u>	<u>2018 Dept Request</u>	<u>2018 Executive Recommendation</u>
1400 - Part Time Pay	27,986	21,712	35,000	35,000	35,020	35,020
8010 - Social Security/FICA	2,141	1,661	2,678	2,678	-	2,679
Division Total	30,127	23,373	37,678	37,678	35,020	37,699

REVENUES

<u>Account</u>	<u>2015 Actual</u>	<u>2016 Actual</u>	<u>2017 Adopted Budget</u>	<u>2017 Amended Budget</u>	<u>2018 Dept Request</u>	<u>2018 Executive Recommendation</u>
3300 - State Aid	31,946	24,978	35,000	35,000	35,020	35,020
Division Total	31,946	24,978	35,000	35,000	35,020	35,020

Department Expense Total	30,127	23,373	37,678	37,678	35,020	37,699
Department Revenue Total	31,946	24,978	35,000	35,000	35,020	35,020

DEPARTMENT POSITION SUMMARY

Total Benefited Positions

-

-

GENERAL FUND

Department 1162 Unified Court Budget Costs
Division 1026 Justices & Const

EXPENSES

<u>Account</u>	<u>2015 Actual</u>	<u>2016 Actual</u>	<u>2017 Adopted Budget</u>	<u>2017 Amended Budget</u>	<u>2018 Executive Recommendation</u>
4300 - Professional Services	15,605	20,461	15,000	22,000	20,000
Division Total	<u>15,605</u>	<u>20,461</u>	<u>15,000</u>	<u>22,000</u>	<u>20,000</u>
Department Expense Total	15,605	20,461	15,000	22,000	20,000

GENERAL FUND

Department 1165 District Attorney
Division 1031 DA

EXPENSES

<u>Account</u>	2015 Actual	2016 Actual	2017 Adopted Budget	2017 Amended Budget	2018 Dept Request	2018 Executive Recommendation
1300 - Regular Pay	1,972,303	1,992,236	2,002,679	2,062,679	2,169,162	2,108,447
1400 - Part Time Pay	503,092	602,309	596,238	596,238	592,050	589,588
1420 - Contractual Pays	74,357	80,300	87,750	87,750	91,050	91,050
2000 - Office Equipment	1,490	-	-	-	-	-
2100 - Vehicles	-	-	20,000	23,961	-	-
2200 - Computer Equipment	440	445	-	-	-	-
2300 - Other Equipment	3,582	12,910	-	7,443	-	-
4000 - Supplies	30,450	33,976	31,500	31,500	32,000	32,000
4300 - Professional Services	362,182	303,974	280,300	280,300	299,500	309,500
4570 - Leases/Rental	2,225	-	-	-	-	-
4580 - Conference Expenses	495	1,678	2,500	2,500	2,500	2,500
4590 - Travel	14,629	12,315	14,000	14,000	14,000	14,000
4600 - Misc Contractual Expense	47,884	52,061	62,440	62,440	62,640	62,640
4670 - Communication Expenses	12,588	10,298	23,000	23,000	22,000	22,000
4690 - Maintenance	393	75	500	500	500	500
4710 - Law Enforce Activities	67,894	56,805	89,500	78,539	80,000	80,000
8000 - Retirement	440,758	433,756	380,184	388,674	-	383,565
8010 - Social Security/FICA	184,150	196,234	205,530	210,120	-	213,365
8020 - Health Insurance	530,087	698,089	633,816	647,971	-	672,876
Division Total	4,248,997	4,487,458	4,429,937	4,517,615	3,365,402	4,582,031

REVENUES

<u>Account</u>	2015 Actual	2016 Actual	2017 Adopted Budget	2017 Amended Budget	2018 Dept Request	2018 Executive Recommendation
3120 - Departmental Income	7,011	914	1,000	1,000	2,500	2,500
3200 - Intergovernmental Charges	20,302	4,200	6,000	6,000	6,000	16,000
3260 - Fines & Forfeitures	14,561	24,378	47,500	47,500	47,500	47,500
3300 - State Aid	336,133	312,181	459,475	546,710	537,000	537,000
3600 - Intra-fund Revenues	234,348	288,245	264,325	264,325	264,325	264,325
Division Total	612,355	629,917	778,300	865,535	857,325	867,325

Department Expense Total	4,248,997	4,487,458	4,429,937	4,517,615	3,365,402	4,582,031
Department Revenue Total	612,355	629,917	778,300	865,535	857,325	867,325

GENERAL FUND

Department 1165 District Attorney

DEPARTMENT POSITION SUMMARY

<u>Title</u>	<u># of Positions</u>	<u>Total Salary</u>
ADMINISTRATIVE ASSISTANT	1	47,557
ADMINISTRATIVE ASSISTANT/STENO	1	51,978
ADMINISTRATIVE ASSISTANT/TYP	1	47,557
ASSISTANT DISTRICT ATTORNEY	26	1,706,544
CONF SECRETARY DIST ATTY	1	55,230
DIRECTOR PROJECTS DA	1	61,442
DISTRICT ATTORNEY	1	184,198
DISTRICT ATTORNEY INVESTIGATOR	1	54,317
LEGAL SEC TO THE DISTRICT ATTY	1	43,939
RECEPTIONIST W/TYPING	1	36,076
SR CONSUMER ADVOCATE	1	60,521
SR LEGAL STENO	1	49,110
Total Benefited Positions	<u>37</u>	<u>2,398,469</u>

GENERAL FUND

Department 1170 Public Defender

Division 1046 Public Defender

EXPENSES

<u>Account</u>	2015 <u>Actual</u>	2016 <u>Actual</u>	2017 <u>Adopted Budget</u>	2017 <u>Amended Budget</u>	2018 <u>Executive Recommendation</u>
1300 - Regular Pay	663,482	683,607	682,622	682,622	762,907
1400 - Part Time Pay	563,336	587,534	585,388	585,388	599,496
1420 - Contractual Pays	56,200	59,200	65,925	65,925	65,925
4000 - Supplies	2,898	3,638	6,000	6,000	6,000
4300 - Professional Services	101,070	41,301	28,000	28,000	27,000
4580 - Conference Expenses	2,750	2,955	5,850	5,850	5,850
4590 - Travel	3,072	3,858	5,500	5,500	5,500
4600 - Misc Contractual Expense	4,801	5,555	221,401	221,401	225,161
8000 - Retirement	234,088	228,008	222,320	222,320	228,502
8010 - Social Security/FICA	92,856	99,497	102,046	102,046	109,267
8020 - Health Insurance	444,253	543,019	440,150	440,150	472,832
Division Total	<u>2,168,805</u>	<u>2,258,172</u>	<u>2,365,202</u>	<u>2,365,202</u>	<u>2,508,440</u>

REVENUES

<u>Account</u>	2015 <u>Actual</u>	2016 <u>Actual</u>	2017 <u>Adopted Budget</u>	2017 <u>Amended Budget</u>	2018 <u>Executive Recommendation</u>
3120 - Departmental Income	-	143	500	500	-
3200 - Intergovernmental Charges	29,871	-	-	-	-
3300 - State Aid	66,151	18,000	253,612	253,612	364,400
Division Total	<u>96,022</u>	<u>18,143</u>	<u>254,112</u>	<u>254,112</u>	<u>364,400</u>

GENERAL FUND

Department 1170 Public Defender
 Division 1047 Defender Based Advocate

EXPENSES

<u>Account</u>	2015 Actual	2016 Actual	2017 Adopted Budget	2017 Amended Budget	2018 Executive Recommendation
1300 - Regular Pay	52,986	53,999	54,115	54,115	54,755
1400 - Part Time Pay	20,518	22,252	22,171	22,171	22,256
4000 - Supplies	90	196	200	200	200
8010 - Social Security/FICA	5,449	5,640	5,836	5,836	5,891
Division Total	79,043	82,087	82,322	82,322	83,102

REVENUES

<u>Account</u>	2015 Actual	2016 Actual	2017 Adopted Budget	2017 Amended Budget	2018 Executive Recommendation
3300 - State Aid	-	18,649	11,373	11,373	11,065
Division Total	-	18,649	11,373	11,373	11,065

Department Expense Total	2,247,848	2,340,259	2,447,524	2,447,524	2,591,542
Department Revenue Total	96,022	36,792	265,485	265,485	375,465

DEPARTMENT POSITION SUMMARY

<u>Title</u>	<u># of Positions</u>	<u>Total Salary</u>
ASSISTANT PUBLIC DEFENDER	20	1,084,817
CONF SECRETARY PUBLIC DEFEND	1	66,265
DEFENDER BASED ADVOCATE	1	54,755
INVEST PD	1	36,482
LEGAL AIDE	2	89,479
PUBLIC DEFENDER	1	85,361
Total Benefited Positions	26	1,417,159

GENERAL FUND

Department 1185 Medical Examiner
 Division 1061 Medical Examiner

EXPENSES

<u>Account</u>	2015 Actual	2016 Actual	2017 Adopted Budget	2017 Amended Budget	2018 Executive Recommendation
1300 - Regular Pay	-	1,897	152,006	65,010	66,558
1400 - Part Time Pay	63,794	83,684	337,057	215,358	205,496
1420 - Contractual Pays	-	-	-	-	1,696
4000 - Supplies	12	1,090	7,600	8,380	1,450
4300 - Professional Services	225,553	282,106	218,800	559,537	501,700
4580 - Conference Expenses					1,500
4590 - Travel	49	-	2,500	1,720	250
4600 - Misc Contractual Expense	54,711	55,214	61,175	24,925	24,175
4670 - Communication Expenses	1,449	1,464	1,500	1,500	2,300
8000 - Retirement	10,963	12,675	42,771	42,771	10,516
8010 - Social Security/FICA	4,704	6,370	37,413	37,413	20,942
8020 - Health Insurance	43,177	47,294	89,958	89,958	54,557
Division Total	404,412	491,794	950,780	1,046,572	891,140

REVENUES

<u>Account</u>	2015 Actual	2016 Actual	2017 Adopted Budget	2017 Amended Budget	2018 Executive Recommendation
3120 - Departmental Income	873	615	700	700	700
Division Total	873	615	700	700	700

Department Expense Total	404,412	491,794	950,780	1,046,572	891,140
Department Revenue Total	873	615	700	700	700

DEPARTMENT POSITION SUMMARY

<u>Title</u>	<u># of Positions</u>	<u>Total Salary</u>
DEP MED EXAMINER	2	118,410
MEDICAL EXAMINER	1	77,704
Total Benefited Positions	3	196,114

GENERAL FUND

Department 1230 Municipal Executive
 Division 1072 County Executive

EXPENSES

<u>Account</u>	2015 Actual	2016 Actual	2017 Adopted Budget	2017 Amended Budget	2018 Executive Recommendation
1300 - Regular Pay	691,872	694,707	692,656	692,656	705,989
1420 - Contractual Pays	20,250	23,000	26,000	26,000	26,000
4000 - Supplies	1,162	2,419	2,500	2,500	2,500
4580 - Conference Expenses	100	130	1,500	1,500	1,000
4590 - Travel	-	5	1,500	1,500	500
4600 - Misc Contractual Expense	5,526	5,209	8,000	8,000	8,000
8000 - Retirement	123,142	116,177	115,105	115,105	112,779
8010 - Social Security/FICA	49,795	51,758	54,977	54,977	55,997
8020 - Health Insurance	141,978	170,443	123,242	123,242	127,300
Division Total	1,033,824	1,063,848	1,025,480	1,025,480	1,040,065

Department Expense Total	1,033,824	1,063,848	1,025,480	1,025,480	1,040,065
---------------------------------	------------------	------------------	------------------	------------------	------------------

DEPARTMENT POSITION SUMMARY

<u>Title</u>	<u># of Positions</u>	<u>Total Salary</u>
AST DEP TO THE COUNTY EXECUTIVE	2	153,687
CONF SECRETARY COUNTY EXEC	1	54,353
COUNTY EXECUTIVE	1	133,572
DEPUTY COUNTY EXECUTIVE	3	364,377
Total Benefited Positions	7	705,989

GENERAL FUND

Department 1310 Commissioner of Finance

Division 1076 Commissioner of Finance

EXPENSES

<u>Account</u>	2015 <u>Actual</u>	2016 <u>Actual</u>	2017 <u>Adopted Budget</u>	2017 <u>Amended Budget</u>	2018 <u>Executive Recommendation</u>
1300 - Regular Pay	1,346,282	1,445,145	1,455,337	1,455,337	1,465,560
1400 - Part Time Pay	29,871	29,979	46,204	46,204	46,266
1410 - Overtime Pay	546	41	750	750	700
1420 - Contractual Pays	16,069	24,750	23,000	23,000	26,750
4000 - Supplies	24,211	20,759	22,000	21,500	22,000
4200 - Building Maint & Repair	-	-	350	350	300
4300 - Professional Services	247,587	304,260	313,000	306,000	314,250
4570 - Leases/Rental	184	-	-	-	-
4580 - Conference Expenses	4,328	7,102	12,350	12,350	12,150
4590 - Travel	1,052	970	900	1,400	1,250
4600 - Misc Contractual Expense	11,762	13,128	16,340	16,340	20,720
8000 - Retirement	298,645	297,638	289,723	289,723	281,582
8010 - Social Security/FICA	102,877	110,821	116,685	116,685	117,755
8020 - Health Insurance	411,566	552,982	510,574	510,574	527,389
Division Total	2,494,980	2,807,572	2,807,213	2,800,213	2,836,672

REVENUES

<u>Account</u>	2015 <u>Actual</u>	2016 <u>Actual</u>	2017 <u>Adopted Budget</u>	2017 <u>Amended Budget</u>	2018 <u>Executive Recommendation</u>
3010 - Real Property Tax Items	5,877,276	6,048,264	5,925,000	5,925,000	5,700,000
3100 - Non-Property Tax Items	1,387,648	1,488,302	1,275,000	1,275,000	1,500,000
3120 - Departmental Income	759,262	680,014	705,000	705,000	655,000
3240 - Use of Money & Property	136,211	201,065	106,000	106,000	376,000
3270 - Sale of Property	-	1,000,000	-	-	-
3280 - Misc Local Sources	180,408	129,247	55,000	55,000	55,000
3300 - State Aid	-	918,688	-	-	1,500,000
Division Total	8,340,805	10,465,580	8,066,000	8,066,000	9,786,000

GENERAL FUND

Department 1310 Commissioner of Finance

DEPARTMENT POSITION SUMMARY

<u>Title</u>	<u># of Positions</u>	<u>Total Salary</u>
ACCOUNTANT	3	169,361
ACE DEPUTY DIRECTOR	1	86,161
ACE DIRECTOR	1	95,114
ADMINISTRATIVE ASSISTANT/TYP	1	51,978
AUDITOR	1	61,113
COMMISSIONER OF FINANCE	1	115,777
CONF SECRETARY COMM FINANCE	1	63,927
DEPUTY COMMISSIONER OF FINANCE	2	175,903
FINANCIAL ANALYST	2	138,670
FISCAL OFFICER	3	219,203
HEAD ACCOUNT CLERK	1	52,892
JUNIOR ACCOUNTANT	2	103,080
PAYROLL MANAGER	1	75,779
PRINCIPAL ACCOUNT CLERK	3	133,279
SR ACCOUNT CLERK/TYPIST	4	168,778
SR CLERK	1	31,513
SR PUBLIC AUCTION COORD	1	57,624
Total Benefited Positions	<u>29</u>	<u>1,800,152</u>

GENERAL FUND

Department 1340 Budget

Division 1095 Budget

EXPENSES

<u>Account</u>	2015 Actual	2016 Actual	2017 Adopted Budget	2017 Amended Budget	2018 Executive Recommendation
1300 - Regular Pay	212,623	221,892	221,403	221,403	226,675
1420 - Contractual Pays	4,250	5,750	6,500	6,500	6,500
4000 - Supplies	1,262	1,044	2,500	2,500	2,000
4580 - Conference Expenses	-	15	500	500	500
4590 - Travel	-	-	300	300	250
4600 - Misc Contractual Expense	60	-	450	450	300
8000 - Retirement	37,252	36,862	36,503	36,503	35,926
8010 - Social Security/FICA	16,035	17,021	17,435	17,435	17,838
8020 - Health Insurance	25,239	39,939	52,817	52,817	54,557
Division Total	296,720	322,524	338,408	338,408	344,546

Department Expense Total	296,720	322,524	338,408	338,408	344,546
---------------------------------	----------------	----------------	----------------	----------------	----------------

DEPARTMENT POSITION SUMMARY

<u>Title</u>	<u># of Positions</u>	<u>Total Salary</u>
CONF SECRETARY BUDGET DIRECTOR	1	54,353
DEPUTY BUDGET DIRECTOR	2	172,322
Total Benefited Positions	3	226,675

GENERAL FUND

Department 1345 Purchasing
Division 1101 Purchasing

EXPENSES

<u>Account</u>	2015 Actual	2016 Actual	2017 Adopted Budget	2017 Amended Budget	2018 Executive Recommendation
1300 - Regular Pay	456,613	463,932	489,114	489,114	498,997
1400 - Part Time Pay	11,020	-	-	-	-
1420 - Contractual Pays	4,250	4,500	4,500	4,500	5,000
2000 - Office Equipment	1,653	-	-	275	-
4000 - Supplies	5,766	6,069	17,500	14,766	11,750
4300 - Professional Services	3,705	8,004	4,500	7,000	5,000
4570 - Leases/Rental	13,418	13,378	13,380	13,380	13,380
4580 - Conference Expenses	1,065	146	3,106	3,106	3,000
4600 - Misc Contractual Expense	274,179	384,290	277,400	277,400	353,140
8000 - Retirement	80,904	72,666	79,060	79,060	77,652
8010 - Social Security/FICA	34,706	33,361	37,761	37,761	38,556
8020 - Health Insurance	129,111	153,980	176,060	176,060	181,859
Division Total	1,016,389	1,140,327	1,102,381	1,102,422	1,188,334

REVENUES

<u>Account</u>	2015 Actual	2016 Actual	2017 Adopted Budget	2017 Amended Budget	2018 Executive Recommendation
3120 - Departmental Income	38,873	38,348	40,000	40,000	40,000
3260 - Fines & Forfeitures	2,410	50	-	-	-
3280 - Misc Local Sources	10	108	-	-	-
3600 - Intra-fund Revenues	123,319	117,386	120,000	120,000	120,000
Division Total	164,613	155,892	160,000	160,000	160,000

Department Expense Total	1,016,389	1,140,327	1,102,381	1,102,422	1,188,334
Department Revenue Total	164,613	155,892	160,000	160,000	160,000

GENERAL FUND

Department 1345 Purchasing

Division 1101 Purchasing

DEPARTMENT POSITION SUMMARY

<u>Title</u>	<u># of Positions</u>	<u>Total Salary</u>
ACCOUNTANT	1	59,639
ADMINISTRATIVE ASSISTANT/TYP	1	30,171
BUYER	3	127,982
DEP DIR OF PURCHASING	1	64,438
DIR OF PURCHASING	1	79,200
DRIVER/MESSENGER	1	38,873
MAIL ROOM COORDINATOR	1	43,939
PRINCIPAL BUYER	1	54,755
Total Benefited Positions	<u>10</u>	<u>498,997</u>

GENERAL FUND

Department 1355 Assessment
Division 1116 Real Property

EXPENSES

<u>Account</u>	2015 <u>Actual</u>	2016 <u>Actual</u>	2017 <u>Adopted Budget</u>	2017 <u>Amended Budget</u>	2018 <u>Executive Recommendation</u>
1300 - Regular Pay	290,549	305,326	305,564	305,564	305,491
1420 - Contractual Pays	3,500	4,500	4,500	4,500	-
4000 - Supplies	2,011	955	3,750	3,750	2,750
4300 - Professional Services	23,430	10,250	35,500	35,500	23,500
4580 - Conference Expenses	1,660	350	1,500	1,500	2,250
4590 - Travel	568	492	750	750	750
4600 - Misc Contractual Expense	180	255	480	480	480
8000 - Retirement	51,019	49,997	49,662	49,662	47,068
8010 - Social Security/FICA	21,579	22,809	23,720	23,720	23,370
8020 - Health Insurance	56,907	82,578	88,029	88,029	90,928
Division Total	451,403	477,512	513,455	513,455	496,587

REVENUES

<u>Account</u>	2015 <u>Actual</u>	2016 <u>Actual</u>	2017 <u>Adopted Budget</u>	2017 <u>Amended Budget</u>	2018 <u>Executive Recommendation</u>
3270 - Sale of Property	4,842	5,719	6,000	6,000	5,500
3300 - State Aid	1,650	547	-	-	-
3600 - Intra-fund Revenues	-	-	8,500	8,500	8,500
Division Total	6,493	6,266	14,500	14,500	14,000

Department Expense Total	451,403	477,512	513,455	513,455	496,587
Department Revenue Total	6,493	6,266	14,500	14,500	14,000

DEPARTMENT POSITION SUMMARY

<u>Title</u>	<u># of Positions</u>	<u>Total Salary</u>
DIR REAL PROPERTY TAX SRVC III	1	79,200
REAL PROP TAX SRVC SPEC	1	46,755
REAL PROPERTY INFO SYST SPEC	1	61,278
SR TAX MAP SPECIALIST	2	118,258
Total Benefited Positions	5	305,491

GENERAL FUND

Department 1410 County Clerk

Division 1131 Admin

EXPENSES

<u>Account</u>	<u>2015 Actual</u>	<u>2016 Actual</u>	<u>2017 Adopted Budget</u>	<u>2017 Amended Budget</u>	<u>2018 Dept Request</u>	<u>2018 Executive Recommendation</u>
1300 - Regular Pay	380,334	378,989	385,167	385,167	386,812	375,010
1400 - Part Time Pay	31,765	28,958	35,000	35,000	35,000	35,000
1420 - Contractual Pays	3,302	4,500	4,500	4,500	4,500	4,500
4000 - Supplies	2,536	3,502	4,000	4,000	4,000	4,000
4300 - Professional Services	4,500	8,925	5,000	5,450	9,000	9,000
4510 - Insurance	100	100	100	100	100	100
4570 - Leases/Rental	3,058	-	-	-	-	-
4580 - Conference Expenses	-	50	500	500	500	500
4590 - Travel	-	41	500	500	500	500
4600 - Misc Contractual Expense	375	400	550	550	550	8,050
8000 - Retirement	408,865	384,191	363,144	363,144	-	354,985
8010 - Social Security/FICA	31,074	30,852	32,487	32,487	-	31,710
8020 - Health Insurance	707,246	842,877	862,693	862,693	-	927,477
Division Total	1,573,155	1,683,385	1,693,641	1,694,091	440,962	1,750,832

Division 1132 Recording

EXPENSES

<u>Account</u>	<u>2015 Actual</u>	<u>2016 Actual</u>	<u>2017 Adopted Budget</u>	<u>2017 Amended Budget</u>	<u>2018 Dept Request</u>	<u>2018 Executive Recommendation</u>
1300 - Regular Pay	712,663	723,929	697,904	697,904	695,164	696,754
1400 - Part Time Pay	15,541	21,462	21,790	21,790	26,878	26,878
1420 - Contractual Pays	10,000	10,000	10,900	10,900	10,900	10,000
2000 - Office Equipment	-	-	-	-	3,000	-
2200 - Computer Equipment	663	-	-	3,000	-	-
4000 - Supplies	41,951	32,925	43,000	37,250	43,000	43,000
4570 - Leases/Rental	10,113	-	-	-	-	-
4580 - Conference Expenses	-	-	500	500	500	500
4590 - Travel	-	-	100	100	100	100
4600 - Misc Contractual Expense	13,651	15,283	14,300	16,600	16,000	16,000
4690 - Maintenance	5,253	5,367	11,800	11,800	7,000	7,000
8010 - Social Security/FICA	53,745	55,360	55,890	55,890	-	56,123
Division Total	863,581	864,326	856,184	855,734	802,542	856,355

GENERAL FUND

Department 1410 County Clerk
Division 1132 Recording

REVENUES

<u>Account</u>	2015 <u>Actual</u>	2016 <u>Actual</u>	2017 Adopted <u>Budget</u>	2017 Amended <u>Budget</u>	2018 Dept <u>Request</u>	2018 Executive <u>Recommendation</u>
3120 - Departmental Income	1,693,518	1,759,676	1,550,000	1,550,000	1,750,000	1,750,000
3260 - Fines & Forfeitures	15,500	2,400	10,000	10,000	10,000	10,000
Division Total	1,709,018	1,762,076	1,560,000	1,560,000	1,760,000	1,760,000

Division 1133 Motor Vehicle

EXPENSES

<u>Account</u>	2015 <u>Actual</u>	2016 <u>Actual</u>	2017 Adopted <u>Budget</u>	2017 Amended <u>Budget</u>	2018 Dept <u>Request</u>	2018 Executive <u>Recommendation</u>
1300 - Regular Pay	630,316	629,853	637,408	637,408	678,848	680,056
1400 - Part Time Pay	86,918	80,769	87,745	87,745	93,051	93,051
1410 - Overtime Pay	-	36	-	-	-	-
1420 - Contractual Pays	4,500	4,500	5,500	5,500	5,500	5,500
2000 - Office Equipment	-	843	-	-	3,000	3,000
4000 - Supplies	3,122	2,864	4,250	4,250	5,250	5,250
4200 - Building Maint & Repair	525	150	600	600	3,500	3,500
4570 - Leases/Rental	1,874	-	-	-	-	-
4580 - Conference Expenses	-	-	100	100	100	100
4590 - Travel	11	-	100	100	100	100
4600 - Misc Contractual Expense	860	550	1,000	1,300	1,000	1,000
4690 - Maintenance	25,660	9,538	18,600	18,600	16,900	16,900
8010 - Social Security/FICA	53,527	53,273	55,895	55,895	-	59,563
Division Total	807,313	782,377	811,198	811,498	807,249	868,020

REVENUES

<u>Account</u>	2015 <u>Actual</u>	2016 <u>Actual</u>	2017 Adopted <u>Budget</u>	2017 Amended <u>Budget</u>	2018 Dept <u>Request</u>	2018 Executive <u>Recommendation</u>
3120 - Departmental Income	845,440	862,967	850,000	850,000	925,000	946,000
Division Total	845,440	862,967	850,000	850,000	925,000	946,000

GENERAL FUND

Department 1410 County Clerk

DEPARTMENT POSITION SUMMARY

<u>Title</u>	<u># of Positions</u>	<u>Total Salary</u>
ACCOUNT CLERK	1	29,396
ACCOUNTANT	1	57,496
ADMINISTRATIVE ASSISTANT	1	50,261
ADMINISTRATIVE ASSISTANT/TYP	2	100,339
ARCHIVAL PROCESSING TECHNICIAN	1	39,317
CONF SECRETARY COUNTY CLERK	1	57,258
COUNTY CLERK	1	101,709
DEPUTY COUNTY CLERK	3	210,398
DRIVER/MESSENGER	2	72,149
HEAD CLERK	1	51,978
INDEX CLERK/TYPIST	10	372,264
MOTOR VEHICLE CASHIER	11	430,907
PRINCIPAL CLERK	1	43,939
PRINCIPAL RECORDS CLERK	1	51,978
PRINCIPAL RECORDS MGMT TECH	1	56,765
RECORDS CLERK	4	144,443
SECURITY GUARD	1	50,173
SR ACCOUNT CLERK	1	42,441
SR INDEX CLERK	2	90,620
SR INDEX CLERK/TYPIST	2	83,384
SR MV CASHIER	3	137,808
Total Benefited Positions	<u>51</u>	<u>2,275,023</u>

GENERAL FUND

Department 1420 Law
Division 1146 County Attorney

EXPENSES

<u>Account</u>	2015 Actual	2016 Actual	2017 Adopted Budget	2017 Amended Budget	2018 Executive Recommendation
1300 - Regular Pay	798,462	744,942	804,512	804,512	830,967
1400 - Part Time Pay	37,071	44,417	39,247	39,247	63,584
1420 - Contractual Pays	28,860	30,429	22,615	22,615	24,365
2000 - Office Equipment	627	281	-	-	3,000
4000 - Supplies	3,829	3,505	8,000	8,000	5,000
4300 - Professional Services	102,993	136,228	250,000	247,900	238,000
4570 - Leases/Rental	254	-	-	-	-
4580 - Conference Expenses	3,375	1,722	6,000	6,000	500
4590 - Travel	445	-	1,000	1,000	1,000
4600 - Misc Contractual Expense	3,143	3,378	4,230	4,230	54,230
4690 - Maintenance	-	-	500	500	500
8000 - Retirement	148,990	134,361	139,245	139,245	141,579
8010 - Social Security/FICA	63,084	61,039	66,278	66,278	70,297
8020 - Health Insurance	169,897	219,803	228,878	228,878	254,601
Division Total	<u>1,361,029</u>	<u>1,380,105</u>	<u>1,570,505</u>	<u>1,568,405</u>	<u>1,687,623</u>

REVENUES

<u>Account</u>	2015 Actual	2016 Actual	2017 Adopted Budget	2017 Amended Budget	2018 Executive Recommendation
3120 - Departmental Income	4,334	86,655	5,000	5,000	-
3280 - Misc Local Sources	98	29	-	-	-
Division Total	<u>4,432</u>	<u>86,684</u>	<u>5,000</u>	<u>5,000</u>	<u>-</u>

GENERAL FUND

Department 1420 Law
Division 1149 Board of Ethics

EXPENSES

<u>Account</u>	2015 Actual	2016 Actual	2017 Adopted Budget	2017 Amended Budget	2018 Executive Recommendation
4300 - Professional Services	868	-	5,000	5,000	5,000
Division Total	868	-	5,000	5,000	5,000

Division 1150 GHHC Transition

EXPENSES

<u>Account</u>	2015 Actual	2016 Actual	2017 Adopted Budget	2017 Amended Budget	2018 Executive Recommendation
4600 - Misc Contractual Expense	2,023	2,100	-	2,100	-
Division Total	2,023	2,100	-	2,100	-

Department Expense Total	1,363,920	1,382,205	1,575,505	1,575,505	1,692,623
Department Revenue Total	4,432	86,684	5,000	5,000	-

DEPARTMENT POSITION SUMMARY

<u>Title</u>	<u># of Positions</u>	<u>Total Salary</u>
ADMINISTRATIVE AIDE/TYPIST	1	48,361
AST COUNTY ATTORNEY	7	425,457
CONF SECRETARY COUNTY ATTY	1	49,420
COUNTY ATTORNEY	1	115,777
DIR RESEARCH & OP PROGRAMS	1	72,597
LEGAL SEC TO THE COUNTY ATTY	1	55,248
PARALEGAL	2	127,691
Total Benefited Positions	14	894,551

GENERAL FUND

Department 1430 Personnel

DEPARTMENT POSITION SUMMARY

<u>Title</u>	<u># of Positions</u>	<u>Total Salary</u>
CHIEF PERSONNEL ANALYST	1	80,187
CONF SECRETARY PERSONNEL OFF	1	55,705
DIR EMPLOYEE RELATIONS	1	79,493
PERSONNEL DEVELOPMENT COORD	1	44,976
PERSONNEL ANALYST	1	50,608
PERSONNEL ASSISTANT	3	126,511
PERSONNEL OFFICER	1	96,648
PERSONNEL TECHNOLOGY SPEC	1	46,296
PRINCIPAL PERSONNEL ANALYST	2	147,074
Total Benefited Positions	<u>12</u>	<u>727,498</u>

GENERAL FUND

Department 1450 Elections
Division 1176 Elections

EXPENSES

<u>Account</u>	2015 Actual	2016 Actual	2017 Adopted Budget	2017 Amended Budget	2018 Dept Request	2018 Executive Recommendation
1300 - Regular Pay	567,362	580,619	669,552	669,552	672,127	685,596
1400 - Part Time Pay	-	-	223,000	223,000	360,180	275,000
1420 - Contractual Pays	41,000	44,500	52,500	52,500	49,000	49,000
2000 - Office Equipment	2,986	-	-	-	-	-
2200 - Computer Equipment	-	893	-	-	-	-
4000 - Supplies	8,916	11,398	33,000	33,000	33,000	33,000
4300 - Professional Services	3,876	6,438	37,000	37,000	57,500	57,500
4570 - Leases/Rental	-	-	11,000	11,000	12,765	12,765
4580 - Conference Expenses	673	1,540	4,500	4,500	4,500	4,500
4590 - Travel	11,617	23,277	19,000	19,000	19,000	19,000
4600 - Misc Contractual Expense	53,326	117,775	479,709	479,709	533,009	481,009
4690 - Maintenance	1,269	-	3,750	3,750	3,750	3,750
8000 - Retirement	105,654	101,482	115,649	115,649	-	113,181
8010 - Social Security/FICA	44,840	47,515	72,296	72,296	-	77,234
8020 - Health Insurance	146,257	198,491	211,272	211,272	-	218,230
Division Total	987,776	1,133,928	1,932,228	1,932,228	1,744,831	2,029,765

REVENUES

<u>Account</u>	2015 Actual	2016 Actual	2017 Adopted Budget	2017 Amended Budget	2018 Dept Request	2018 Executive Recommendation
3120 - Departmental Income	2,591	806	-	-	-	-
3200 - Intergovernmental Charges	-	-	18,000	18,000	18,000	18,000
3280 - Misc Local Sources	-	-	3,000	3,000	1,000	1,000
3300 - State Aid	-	-	340,369	340,369	340,369	340,369
3400 - Federal Aid	56,252	-	-	-	-	-
Division Total	58,843	806	361,369	361,369	359,369	359,369

GENERAL FUND

Department 1450 Elections
Division 1177 HAVA

EXPENSES

<u>Account</u>	2015 Actual	2016 Actual	2017 Adopted Budget	2017 Amended Budget	2018 Dept Request	2018 Executive Recommendation
1300 - Regular Pay	89,782	91,388	-	-	-	-
1400 - Part Time Pay	170,088	343,660	-	-	-	-
1420 - Contractual Pays	6,000	3,000	-	-	-	-
4000 - Supplies	6,008	17,790	-	-	-	-
4300 - Professional Services	20,716	62,348	-	-	-	-
4570 - Leases/Rental	8,350	17,198	-	-	-	-
4590 - Travel	4,276	-	-	-	-	-
4600 - Misc Contractual Expense	37,166	42,204	-	-	-	-
8000 - Retirement	21,572	51,147	-	-	-	-
8010 - Social Security/FICA	7,079	8,564	-	-	-	-
Division Total	371,038	637,298	-	-	-	-

REVENUES

<u>Account</u>	2015 Actual	2016 Actual	2017 Adopted Budget	2017 Amended Budget	2018 Dept Request	2018 Executive Recommendation
3200 - Intergovernmental Charges	279,738	250,177	-	-	-	-
Division Total	279,738	250,177	-	-	-	-

Department Expense Total	1,358,814	1,771,226	1,932,228	1,932,228	1,744,831	2,029,765
Department Revenue Total	338,582	250,983	361,369	361,369	359,369	359,369

DEPARTMENT POSITION SUMMARY

<u>Title</u>	<u># of Positions</u>	<u>Total Salary</u>
ADMINISTRATIVE ASSISTANT BOE	2	106,018
CHIEF REGISTRARIAL CLERK	4	190,504
COMMISSIONER OF ELECTIONS	2	165,292
DEP COMM OF ELECTIONS	2	128,530
ELECT MACHINE TECHNOLOGY SPEC	2	95,252
Total Benefited Positions	12	685,596

GENERAL FUND

Department 1490 Public Works Administration
 Division 1181 Public Works Administration

EXPENSES

<u>Account</u>	2015 <u>Actual</u>	2016 <u>Actual</u>	2017 <u>Adopted Budget</u>	2017 <u>Amended Budget</u>	2018 <u>Executive Recommendation</u>
1300 - Regular Pay	491,414	567,071	560,368	560,368	566,671
1410 - Overtime Pay	5,681	425	4,000	4,000	4,000
1420 - Contractual Pays	1,500	7,750	9,250	9,250	9,500
4000 - Supplies	11,463	7,824	12,500	12,979	10,000
4600 - Misc Contractual Expense	-	-	-	-	60
4690 - Maintenance	828	208	500	500	250
8000 - Retirement	85,658	93,527	91,875	91,875	89,388
8010 - Social Security/FICA	36,672	42,538	43,882	43,882	44,383
8020 - Health Insurance	97,087	116,532	176,060	176,060	181,859
8060 - Employee Payments	-	300	350	350	350
Division Total	730,304	836,175	898,785	899,264	906,461

REVENUES

<u>Account</u>	2015 <u>Actual</u>	2016 <u>Actual</u>	2017 <u>Adopted Budget</u>	2017 <u>Amended Budget</u>	2018 <u>Executive Recommendation</u>
3100 - Non-Property Tax Items	1,144,107	1,137,064	1,225,000	1,225,000	1,225,000
3270 - Sale of Property	61	5	-	-	-
Division Total	1,144,167	1,137,069	1,225,000	1,225,000	1,225,000

Department Expense Total	730,304	836,175	898,785	899,264	906,461
Department Revenue Total	1,144,167	1,137,069	1,225,000	1,225,000	1,225,000

DEPARTMENT POSITION SUMMARY

<u>Title</u>	<u># of Positions</u>	<u>Total Salary</u>
ADM SVC MGR	1	65,023
ADMINISTRATIVE AIDE/TYPIST	1	43,939
ADMINISTRATIVE ASSISTANT	1	58,915
DEP COMM DPW FIN	1	70,193
DEP COMM OF PUBLIC WORKS	1	93,122
PRINCIPAL ACCOUNT CLERK	1	45,547
PRINCIPAL CLERK	1	45,090
CONF SECRETARY DPW	1	63,267
SR ACCOUNT CLERK/TYPIST	2	81,575
Total Benefited Positions	10	566,671

GENERAL FUND

Department 1620 Buildings
 Division 1191 Bldgs & Grounds Administration

EXPENSES

<u>Account</u>	2015 <u>Actual</u>	2016 <u>Actual</u>	2017 <u>Adopted Budget</u>	2017 <u>Amended Budget</u>	2018 <u>Executive Recommendation</u>
1300 - Regular Pay	2,436,834	2,407,083	2,539,216	2,535,716	2,520,789
1400 - Part Time Pay	41,686	33,089	56,880	56,880	46,000
1410 - Overtime Pay	41,930	48,337	55,000	55,000	60,000
1420 - Contractual Pays	12,528	6,203	5,000	8,500	6,200
2200 - Computer Equipment	-	5,418	-	1,574	1,500
2300 - Other Equipment	3,884	14,869	29,000	91,320	33,500
4000 - Supplies	78,368	62,737	79,250	81,688	74,750
4200 - Building Maint & Repair	38,332	18,128	79,830	105,679	78,350
4300 - Professional Services	17,559	30,600	213,020	207,320	178,000
4570 - Leases/Rental	1,302	201	1,000	15,550	1,000
4580 - Conference Expenses	30	-	-	-	-
4590 - Travel	-	88	100	100	100
4600 - Misc Contractual Expense	1,791	134,414	81,200	28,200	6,050
4670 - Communication Expenses	3,744	6,156	17,210	17,210	16,212
4690 - Maintenance	1,455	-	5,000	5,000	2,500
8000 - Retirement	435,274	401,116	416,305	416,305	398,582
8010 - Social Security/FICA	187,033	184,727	203,190	203,190	201,424
8020 - Health Insurance	808,576	916,261	968,329	968,329	1,000,221
8060 - Employee Payments	14,225	14,274	14,675	14,675	14,675
Division Total	4,124,549	4,283,699	4,764,205	4,812,236	4,639,853

REVENUES

<u>Account</u>	2015 <u>Actual</u>	2016 <u>Actual</u>	2017 <u>Adopted Budget</u>	2017 <u>Amended Budget</u>	2018 <u>Executive Recommendation</u>
3120 - Departmental Income	35	51	-	-	250
3270 - Sale of Property	665	344	1,001,000	1,001,000	500
3280 - Misc Local Sources	939	1,979	-	-	-
3300 - State Aid	-	-	-	71,258	-
Division Total	1,639	2,374	1,001,000	1,072,258	750

GENERAL FUND

Department 1620 Buildings
Division 1192 DPW Quarry & Sub-Stations

EXPENSES

<u>Account</u>	2015 <u>Actual</u>	2016 <u>Actual</u>	2017 <u>Adopted Budget</u>	2017 <u>Amended Budget</u>	2018 <u>Executive Recommendation</u>
2300 - Other Equipment	16,836	28,189	44,750	49,900	39,100
4000 - Supplies	3,700	8,213	7,500	7,500	8,250
4200 - Building Maint & Repair	230,696	164,111	303,330	305,466	244,330
4300 - Professional Services	3,395	8,145	5,000	5,000	5,000
4570 - Leases/Rental	1,276	2,091	4,500	4,500	2,700
4670 - Communication Expenses	628	834	1,000	1,000	-
4690 - Maintenance	598	-	-	-	-
Division Total	257,129	211,583	366,080	373,367	299,380

Division 1193 Bldgs 74 John St. - Persen House

EXPENSES

<u>Account</u>	2015 <u>Actual</u>	2016 <u>Actual</u>	2017 <u>Adopted Budget</u>	2017 <u>Amended Budget</u>	2018 <u>Executive Recommendation</u>
4000 - Supplies	110	610	600	600	700
4200 - Building Maint & Repair	2,457	2,569	5,755	5,755	5,130
Division Total	2,566	3,179	6,355	6,355	5,830

Division 1194 Bldgs 285 Wall St. Court House

EXPENSES

<u>Account</u>	2015 <u>Actual</u>	2016 <u>Actual</u>	2017 <u>Adopted Budget</u>	2017 <u>Amended Budget</u>	2018 <u>Executive Recommendation</u>
2300 - Other Equipment	16,520	-	12,700	12,700	8,400
4000 - Supplies	9,936	10,844	14,500	14,673	16,400
4200 - Building Maint & Repair	139,706	131,104	151,860	172,588	160,360
4300 - Professional Services	-	2,158	150	300	1,200
4570 - Leases/Rental	125	112	125	425	125
4690 - Maintenance	369	1,659	500	500	500
Division Total	166,655	145,878	179,835	201,185	186,985

GENERAL FUND

Department 1620 Buildings
 Division 1194 Bldgs 285 Wall St. Court House

REVENUES

<u>Account</u>	2015 <u>Actual</u>	2016 <u>Actual</u>	2017 Adopted <u>Budget</u>	2017 Amended <u>Budget</u>	2018 Executive <u>Recommendation</u>
3300 - State Aid	154,893	149,024	145,000	145,000	150,000
Division Total	<u>154,893</u>	<u>149,024</u>	<u>145,000</u>	<u>145,000</u>	<u>150,000</u>

Division 1195 Bldgs 244 Fair St. - COB

EXPENSES

<u>Account</u>	2015 <u>Actual</u>	2016 <u>Actual</u>	2017 Adopted <u>Budget</u>	2017 Amended <u>Budget</u>	2018 Executive <u>Recommendation</u>
2300 - Other Equipment	17,184	3,917	8,450	8,450	2,500
4000 - Supplies	14,883	19,780	20,000	21,616	24,000
4200 - Building Maint & Repair	423,265	233,648	326,300	328,778	285,300
4300 - Professional Services	14,317	13,309	2,200	2,200	2,200
4570 - Leases/Rental	603	613	1,000	1,000	1,000
4690 - Maintenance	959	986	1,500	1,500	1,500
Division Total	<u>471,211</u>	<u>272,254</u>	<u>359,450</u>	<u>363,544</u>	<u>316,500</u>

REVENUES

<u>Account</u>	2015 <u>Actual</u>	2016 <u>Actual</u>	2017 Adopted <u>Budget</u>	2017 Amended <u>Budget</u>	2018 Executive <u>Recommendation</u>
3300 - State Aid	27,135	35,212	35,000	35,000	38,000
Division Total	<u>27,135</u>	<u>35,212</u>	<u>35,000</u>	<u>35,000</u>	<u>38,000</u>

GENERAL FUND

Department 1620 Buildings
 Division 1196 Bldgs 300 Flatbush - Health

EXPENSES

<u>Account</u>	2015 <u>Actual</u>	2016 <u>Actual</u>	2017 <u>Adopted Budget</u>	2017 <u>Amended Budget</u>	2018 <u>Executive Recommendation</u>
4000 - Supplies	15	-	400	400	200
4200 - Building Maint & Repair	45,572	38,321	48,200	50,233	46,300
Division Total	45,587	38,321	48,600	50,633	46,500

Division 1197 Bldgs 25 S Manor - Info Services

EXPENSES

<u>Account</u>	2015 <u>Actual</u>	2016 <u>Actual</u>	2017 <u>Adopted Budget</u>	2017 <u>Amended Budget</u>	2018 <u>Executive Recommendation</u>
2300 - Other Equipment	741	-	-	-	-
4000 - Supplies	1,132	583	1,600	1,600	1,600
4200 - Building Maint & Repair	102,599	92,484	120,750	121,050	122,450
4300 - Professional Services	-	-	7,000	7,050	100
Division Total	104,473	93,067	129,350	129,700	124,150

Division 1198 Bldgs 17 Pearl - Environment

EXPENSES

<u>Account</u>	2015 <u>Actual</u>	2016 <u>Actual</u>	2017 <u>Adopted Budget</u>	2017 <u>Amended Budget</u>	2018 <u>Executive Recommendation</u>
2300 - Other Equipment	-	-	8,000	8,000	-
4000 - Supplies	199	231	250	250	-
4200 - Building Maint & Repair	5,946	4,552	7,500	7,500	7,200
Division Total	6,145	4,783	15,750	15,750	7,200

GENERAL FUND

Department 1620 Buildings
 Division 1199 Bldgs 1 Pearl - Crime Victims

EXPENSES

<u>Account</u>	2015 <u>Actual</u>	2016 <u>Actual</u>	2017 Adopted <u>Budget</u>	2017 Amended <u>Budget</u>	2018 Executive <u>Recommendation</u>
2300 - Other Equipment	4,125	-	5,000	5,000	5,000
4000 - Supplies	491	800	600	600	600
4200 - Building Maint & Repair	19,358	12,596	28,600	28,600	21,600
4600 - Misc Contractual Expense	580	-	-	-	-
Division Total	24,554	13,396	34,200	34,200	27,200

REVENUES

<u>Account</u>	2015 <u>Actual</u>	2016 <u>Actual</u>	2017 Adopted <u>Budget</u>	2017 Amended <u>Budget</u>	2018 Executive <u>Recommendation</u>
3290 - Interfund Revenues	4,848	4,848	4,848	4,848	4,878
Division Total	4,848	4,848	4,848	4,848	4,878

Division 1200 Bldgs 313 Shamrock - DPW

EXPENSES

<u>Account</u>	2015 <u>Actual</u>	2016 <u>Actual</u>	2017 Adopted <u>Budget</u>	2017 Amended <u>Budget</u>	2018 Executive <u>Recommendation</u>
2300 - Other Equipment	7,814	1,156	8,400	8,400	8,400
4000 - Supplies	1,876	5,662	2,500	6,243	4,500
4200 - Building Maint & Repair	46,096	64,811	51,239	53,139	49,139
4600 - Misc Contractual Expense	-	5,045	-	-	-
4690 - Maintenance	135	-	-	-	-
Division Total	55,921	76,673	62,139	67,782	62,039

GENERAL FUND

Department 1620 Buildings
 Division 1201 Bldgs 61 GH Drive - Jail (Former)

EXPENSES

<u>Account</u>	2015 <u>Actual</u>	2016 <u>Actual</u>	2017 <u>Adopted Budget</u>	2017 <u>Amended Budget</u>	2018 <u>Executive Recommendation</u>
4000 - Supplies	369	1,312	-	-	400
4200 - Building Maint & Repair	50,762	36,625	60,195	60,505	59,320
4300 - Professional Services	-	755	-	-	2,500
Division Total	51,131	38,692	60,195	60,505	62,220

REVENUES

<u>Account</u>	2015 <u>Actual</u>	2016 <u>Actual</u>	2017 <u>Adopted Budget</u>	2017 <u>Amended Budget</u>	2018 <u>Executive Recommendation</u>
3240 - Use of Money & Property	13,200	13,200	4,400	4,400	17,094
Division Total	13,200	13,200	4,400	4,400	17,094

Division 1202 Bldgs 50 Center St. - Trudy Resnick

EXPENSES

<u>Account</u>	2015 <u>Actual</u>	2016 <u>Actual</u>	2017 <u>Adopted Budget</u>	2017 <u>Amended Budget</u>	2018 <u>Executive Recommendation</u>
2300 - Other Equipment	1,451	3,054	5,000	5,000	-
4000 - Supplies	2,308	790	3,400	3,400	3,400
4200 - Building Maint & Repair	111,280	82,185	125,885	126,700	106,885
4300 - Professional Services	-	263	-	-	200
4690 - Maintenance	131	113	100	100	150
Division Total	115,170	86,404	134,385	135,200	110,635

REVENUES

<u>Account</u>	2015 <u>Actual</u>	2016 <u>Actual</u>	2017 <u>Adopted Budget</u>	2017 <u>Amended Budget</u>	2018 <u>Executive Recommendation</u>
3240 - Use of Money & Property	38,520	41,381	45,570	45,570	45,570
3280 - Misc Local Sources	120	80	-	-	-
Division Total	38,640	41,461	45,570	45,570	45,570

GENERAL FUND

Department 1620 Buildings

Division 1203 Bldgs 238 GH Lane - Emerg Serv/911

EXPENSES

<u>Account</u>	2015 <u>Actual</u>	2016 <u>Actual</u>	2017 <u>Adopted Budget</u>	2017 <u>Amended Budget</u>	2018 <u>Executive Recommendation</u>
2300 - Other Equipment	9,498	2,243	5,500	5,500	5,500
4000 - Supplies	569	2,769	650	650	1,300
4200 - Building Maint & Repair	36,031	34,440	42,785	43,597	42,985
Division Total	46,098	39,452	48,935	49,747	49,785

Division 1204 Bldgs 239 GH Lane - Mental Health

EXPENSES

<u>Account</u>	2015 <u>Actual</u>	2016 <u>Actual</u>	2017 <u>Adopted Budget</u>	2017 <u>Amended Budget</u>	2018 <u>Executive Recommendation</u>
2300 - Other Equipment	9,901	2,673	16,000	16,000	9,000
4000 - Supplies	10,882	6,868	11,350	11,900	11,450
4200 - Building Maint & Repair	228,473	204,842	246,820	253,398	243,050
4300 - Professional Services	100	-	-	350	350
4690 - Maintenance	1,110	-	1,500	1,500	1,200
Division Total	250,466	214,383	275,670	283,148	265,050

REVENUES

<u>Account</u>	2015 <u>Actual</u>	2016 <u>Actual</u>	2017 <u>Adopted Budget</u>	2017 <u>Amended Budget</u>	2018 <u>Executive Recommendation</u>
3240 - Use of Money & Property	67,272	68,480	68,480	68,480	68,480
3280 - Misc Local Sources	165	105	-	-	-
Division Total	67,437	68,585	68,480	68,480	68,480

Division 1205 Bldgs 232 GH Lane - Safety (Former)

EXPENSES

<u>Account</u>	2015 <u>Actual</u>	2016 <u>Actual</u>	2017 <u>Adopted Budget</u>	2017 <u>Amended Budget</u>	2018 <u>Executive Recommendation</u>
4200 - Building Maint & Repair	649	746	1,065	1,065	1,125
Division Total	649	746	1,065	1,065	1,125

GENERAL FUND

Department 1620 Buildings

Division 1206 Bldgs 16 Lucas Ave - Family Court

EXPENSES

<u>Account</u>	2015 <u>Actual</u>	2016 <u>Actual</u>	2017 Adopted <u>Budget</u>	2017 Amended <u>Budget</u>	2018 Executive <u>Recommendation</u>
4000 - Supplies	9,778	2,541	5,700	5,700	3,100
4200 - Building Maint & Repair	80,325	120,731	115,200	118,669	78,700
4300 - Professional Services	213	5,042	5,000	5,000	-
4570 - Leases/Rental	302,487	312,188	336,000	336,000	366,250
Division Total	392,802	440,501	461,900	465,369	448,050

REVENUES

<u>Account</u>	2015 <u>Actual</u>	2016 <u>Actual</u>	2017 Adopted <u>Budget</u>	2017 Amended <u>Budget</u>	2018 Executive <u>Recommendation</u>
3300 - State Aid	87,535	73,019	75,000	75,000	75,000
Division Total	87,535	73,019	75,000	75,000	75,000

Division 1207 Bldgs 125 Maxwell Lane - Cent Auto

EXPENSES

<u>Account</u>	2015 <u>Actual</u>	2016 <u>Actual</u>	2017 Adopted <u>Budget</u>	2017 Amended <u>Budget</u>	2018 Executive <u>Recommendation</u>
2300 - Other Equipment	2,720	-	-	-	-
4000 - Supplies	64	1,399	-	-	-
4200 - Building Maint & Repair	15,229	10,556	22,800	22,800	20,300
4570 - Leases/Rental	26,725	26,725	26,725	26,725	29,000
4690 - Maintenance	464	67	-	-	-
Division Total	45,202	38,748	49,525	49,525	49,300

GENERAL FUND

Department 1620 Buildings
 Division 1208 Bldgs 63 GH Drive - Comm Corr

EXPENSES

<u>Account</u>	2015 Actual	2016 Actual	2017 Adopted Budget	2017 Amended Budget	2018 Executive Recommendation
4000 - Supplies	903	134	250	250	250
4200 - Building Maint & Repair	26,520	23,581	37,040	37,345	29,340
Division Total	27,423	23,715	37,290	37,595	29,590

Division 1209 Bldgs Golden Hill - Pump Houses

EXPENSES

<u>Account</u>	2015 Actual	2016 Actual	2017 Adopted Budget	2017 Amended Budget	2018 Executive Recommendation
2300 - Other Equipment	-	4,161	-	-	-
4000 - Supplies	401	378	600	600	700
4200 - Building Maint & Repair	26,493	15,078	17,225	17,565	15,465
4300 - Professional Services	51,104	53,945	52,500	52,500	52,500
Division Total	77,998	69,401	70,325	70,665	68,665

REVENUES

<u>Account</u>	2015 Actual	2016 Actual	2017 Adopted Budget	2017 Amended Budget	2018 Executive Recommendation
3120 - Departmental Income	-	126,759	30,000	30,000	35,000
3280 - Misc Local Sources	-	160	-	-	-
Division Total	-	126,919	30,000	30,000	35,000

GENERAL FUND

Department 1620 Buildings
 Division 1210 Bldgs 1061 Development Ct - DSS

EXPENSES

<u>Account</u>	2015 <u>Actual</u>	2016 <u>Actual</u>	2017 Adopted <u>Budget</u>	2017 Amended <u>Budget</u>	2018 Executive <u>Recommendation</u>
2300 - Other Equipment	131,318	11,437	10,000	10,000	146,000
4000 - Supplies	9,666	8,030	11,250	17,281	9,750
4200 - Building Maint & Repair	94,321	150,219	139,400	144,879	158,100
4300 - Professional Services	-	4,875	-	180	150
4570 - Leases/Rental	-	182	250	250	250
4690 - Maintenance	612	1,232	500	500	500
Division Total	235,916	175,975	161,400	173,090	314,750

REVENUES

<u>Account</u>	2015 <u>Actual</u>	2016 <u>Actual</u>	2017 Adopted <u>Budget</u>	2017 Amended <u>Budget</u>	2018 Executive <u>Recommendation</u>
3240 - Use of Money & Property	91,665	126,161	82,112	82,112	39,000
3600 - Intra-fund Revenues	11,282	-	-	-	-
Division Total	102,947	126,161	82,112	82,112	39,000

Division 1211 Bldgs 300 Foxhall - Records Mgmt

EXPENSES

<u>Account</u>	2015 <u>Actual</u>	2016 <u>Actual</u>	2017 Adopted <u>Budget</u>	2017 Amended <u>Budget</u>	2018 Executive <u>Recommendation</u>
2300 - Other Equipment	7,458	13,333	9,000	9,000	1,250
4000 - Supplies	3,389	2,955	3,150	3,150	3,800
4200 - Building Maint & Repair	105,725	101,273	118,350	137,617	121,400
4300 - Professional Services	-	531	-	100	100
4690 - Maintenance	37	255	300	300	300
Division Total	116,609	118,348	130,800	150,167	126,850

GENERAL FUND

Department 1620 Buildings
 Division 1211 Bldgs 300 Foxhall - Records Mgmt

REVENUES

<u>Account</u>	2015 Actual	2016 Actual	2017 Adopted Budget	2017 Amended Budget	2018 Executive Recommendation
3300 - State Aid	5,933	12,136	12,000	12,000	12,000
Division Total	<u>5,933</u>	<u>12,136</u>	<u>12,000</u>	<u>12,000</u>	<u>12,000</u>

Division 1212 Bldgs 284 Wall St - Brd of Elec.

EXPENSES

<u>Account</u>	2015 Actual	2016 Actual	2017 Adopted Budget	2017 Amended Budget	2018 Executive Recommendation
4000 - Supplies	103	114	-	150	150
4200 - Building Maint & Repair	1,109	1,977	-	1,450	1,850
4570 - Leases/Rental	32,094	32,094	32,094	32,094	32,094
Division Total	<u>33,306</u>	<u>34,185</u>	<u>32,094</u>	<u>33,694</u>	<u>34,094</u>

Division 1214 Bldgs 733 Broadway - Probation

EXPENSES

<u>Account</u>	2015 Actual	2016 Actual	2017 Adopted Budget	2017 Amended Budget	2018 Executive Recommendation
2300 - Other Equipment	-	2,516	25,000	28,500	-
4000 - Supplies	1,289	2,694	2,500	2,500	2,000
4200 - Building Maint & Repair	71,006	69,142	86,197	84,078	78,547
4300 - Professional Services	-	1,035	-	120	100
4570 - Leases/Rental	-	-	20,700	20,700	20,700
4690 - Maintenance	93	-	250	250	250
Division Total	<u>72,389</u>	<u>75,387</u>	<u>134,647</u>	<u>136,148</u>	<u>101,597</u>

GENERAL FUND

Department 1620 Buildings
 Division 1215 Bldgs 1 Danny Circle - UCAT

EXPENSES

<u>Account</u>	2015 Actual	2016 Actual	2017 Adopted Budget	2017 Amended Budget	2018 Executive Recommendation
2300 - Other Equipment	-	1,678	7,500	7,500	7,500
4000 - Supplies	5,725	3,367	5,000	5,453	4,750
4200 - Building Maint & Repair	98,127	71,604	92,730	93,185	89,400
4300 - Professional Services	100	-	-	-	-
4570 - Leases/Rental	-	129	200	200	200
4690 - Maintenance	23	79	800	800	400
 Division Total	 <u>103,975</u>	 <u>76,858</u>	 <u>106,230</u>	 <u>107,138</u>	 <u>102,250</u>

Division 1216 Bldgs 380 Blvd - Law Enfor. Center

EXPENSES

<u>Account</u>	2015 Actual	2016 Actual	2017 Adopted Budget	2017 Amended Budget	2018 Executive Recommendation
2300 - Other Equipment	19,339	36,986	54,100	71,180	63,500
4000 - Supplies	8,572	20,163	14,650	19,544	21,000
4200 - Building Maint & Repair	1,156,118	1,076,211	1,135,964	1,137,991	1,111,550
4300 - Professional Services	400	345	1,000	1,000	1,000
4570 - Leases/Rental	-	501	700	700	700
4690 - Maintenance	643	30	5,000	5,000	2,500
 Division Total	 <u>1,185,071</u>	 <u>1,134,236</u>	 <u>1,211,414</u>	 <u>1,235,415</u>	 <u>1,200,250</u>

GENERAL FUND

Department 1620 Buildings
 Division 1218 Bldgs 67 Wurts St - Veterans House

EXPENSES

<u>Account</u>	2015 <u>Actual</u>	2016 <u>Actual</u>	2017 <u>Adopted Budget</u>	2017 <u>Amended Budget</u>	2018 <u>Executive Recommendation</u>
2300 - Other Equipment	-	8,744	-	-	-
4000 - Supplies	644	1,256	1,100	1,100	1,600
4200 - Building Maint & Repair	13,851	9,223	20,299	20,374	20,975
4670 - Communication Expenses	3,131	3,092	3,200	3,200	3,200
4690 - Maintenance	-	189	-	200	200
Division Total	17,626	22,504	24,599	24,874	25,975

REVENUES

<u>Account</u>	2015 <u>Actual</u>	2016 <u>Actual</u>	2017 <u>Adopted Budget</u>	2017 <u>Amended Budget</u>	2018 <u>Executive Recommendation</u>
3280 - Misc Local Sources	7,769	907	-	-	-
Division Total	7,769	907	-	-	-

Division 1219 Bldgs 94 Mary's Ave - STRIVE

EXPENSES

<u>Account</u>	2015 <u>Actual</u>	2016 <u>Actual</u>	2017 <u>Adopted Budget</u>	2017 <u>Amended Budget</u>	2018 <u>Executive Recommendation</u>
2300 - Other Equipment	67,812	10,637	-	-	-
4000 - Supplies	7,370	3,204	7,700	8,200	5,400
4200 - Building Maint & Repair	79,503	66,653	21,000	21,188	28,000
4300 - Professional Services	985	7,730	-	-	-
4690 - Maintenance	-	165	-	-	250
Division Total	155,670	88,390	28,700	29,388	33,650

REVENUES

<u>Account</u>	2015 <u>Actual</u>	2016 <u>Actual</u>	2017 <u>Adopted Budget</u>	2017 <u>Amended Budget</u>	2018 <u>Executive Recommendation</u>
3240 - Use of Money & Property	79,326	230,490	206,600	206,600	210,680
Division Total	79,326	230,490	206,600	206,600	210,680

GENERAL FUND

Department 1620 Buildings
 Division 1220 Bldgs 280 Wall St - Pub Defender

EXPENSES

<u>Account</u>	2015 Actual	2016 Actual	2017 Adopted Budget	2017 Amended Budget	2018 Executive Recommendation
4000 - Supplies	1,098	50	250	250	250
4200 - Building Maint & Repair	209	-	10	3,510	10
4570 - Leases/Rental	9,450	56,700	56,700	56,700	56,700
Division Total	10,756	56,750	56,960	60,460	56,960

Division 1221 Bldgs 521-599 Boice's Ln - OET

EXPENSES

<u>Account</u>	2015 Actual	2016 Actual	2017 Adopted Budget	2017 Amended Budget	2018 Executive Recommendation
4000 - Supplies	-	-	-	-	4,500
4200 - Building Maint & Repair	-	-	-	-	3,000
4570 - Leases/Rental	-	-	-	42,450	170,868
Division Total	-	-	-	42,450	178,368

REVENUES

<u>Account</u>	2015 Actual	2016 Actual	2017 Adopted Budget	2017 Amended Budget	2018 Executive Recommendation
3240 - Use of Money & Property	-	-	-	-	149,579
Division Total	-	-	-	-	149,579

GENERAL FUND

Department 1620 Buildings
 Division 1222 Bldgs 21 O'Neill St - DSS FAC

EXPENSES

<u>Account</u>	2015 Actual	2016 Actual	2017 Adopted Budget	2017 Amended Budget	2018 Executive Recommendation
4000 - Supplies	-	-	-	-	40,000
4200 - Building Maint & Repair	-	-	-	-	10,000
Division Total	-	-	-	-	50,000
Department Expense Total	8,197,048	7,877,507	8,992,098	9,200,393	9,024,801
Department Revenue Total	591,302	884,338	1,710,010	1,781,268	846,031

DEPARTMENT POSITION SUMMARY

<u>Title</u>	<u># of Positions</u>	<u>Total Salary</u>
BLDG MAINTENANCE SPECIALIST	27	1,224,631
BUILDING MAINTENANCE WORKER I CLEANER	1 9	45,310 323,464
ELECTRICAL CONST & MTCE SUPV HEAD CLEANER	2 3	104,797 119,997
HEATING PLUMB A/C SPEC	1	46,501
MAINTENANCE AND CONSTRUCT SUPV	6	292,959
MAINTENANCE COORDINATOR	1	65,242
PROJECTS MANAGER II	1	67,922
SR BLDNG MTCE SPEC	2	104,633
SR LAND MANAGER	1	49,165
SR PROJECTS MANAGER	1	76,168
Total Benefited Positions	55	2,520,789

GENERAL FUND

Department 1640 Central Garage
 Division 1260 Central Auto

EXPENSES

<u>Account</u>	2015 <u>Actual</u>	2016 <u>Actual</u>	2017 <u>Adopted Budget</u>	2017 <u>Amended Budget</u>	2018 <u>Executive Recommendation</u>
1300 - Regular Pay	220,463	255,939	257,805	257,805	318,050
1400 - Part Time Pay	-	7,731	16,315	16,315	16,378
1410 - Overtime Pay	4,930	5,127	6,000	6,000	6,000
1420 - Contractual Pays	3,000	3,000	3,000	3,000	3,500
2100 - Vehicles	110,127	43,396	-	-	-
2200 - Computer Equipment	2,808	2,808	3,708	3,708	4,560
2300 - Other Equipment	5,999	13,979	-	-	20,000
4000 - Supplies	194,308	149,938	204,200	204,200	202,000
4200 - Building Maint & Repair	204	171	240	240	240
4570 - Leases/Rental	2,499	2,499	2,500	2,500	2,500
4580 - Conference Expenses	203	-	-	-	-
4590 - Travel	485	500	500	500	700
4690 - Maintenance	64,250	47,633	59,000	59,000	59,000
8000 - Retirement	38,685	43,755	42,733	42,733	50,466
8010 - Social Security/FICA	17,093	20,461	21,659	21,659	26,310
8020 - Health Insurance	32,774	42,829	88,029	88,029	109,115
8060 - Employee Payments	375	625	625	625	750
Division Total	698,203	640,391	706,314	706,314	819,569

REVENUES

<u>Account</u>	2015 <u>Actual</u>	2016 <u>Actual</u>	2017 <u>Adopted Budget</u>	2017 <u>Amended Budget</u>	2018 <u>Executive Recommendation</u>
3120 - Departmental Income	532	885	500	500	500
3200 - Intergovernmental Charges	7,159	8,201	7,200	7,200	7,200
3270 - Sale of Property	14,887	150,217	86,000	86,000	86,000
3600 - Intra-fund Revenues	267,575	299,388	250,000	250,000	220,000
Division Total	290,153	458,691	343,700	343,700	313,700

Department Expense Total	698,203	640,391	706,314	706,314	819,569
Department Revenue Total	290,153	458,691	343,700	343,700	313,700

DEPARTMENT POSITION SUMMARY

<u>Title</u>	<u># of Positions</u>	<u>Total Salary</u>
AUTOMOTIVE MECHANIC II	4	191,165
DEP COMM DPW FLEET	1	70,193
SR RECYCLING RES TECH	1	56,692
Total Benefited Positions	6	318,050

GENERAL FUND

Department 1680 Central Data Processing
 Division 1291 Information Services Admin

EXPENSES

<u>Account</u>	2015 <u>Actual</u>	2016 <u>Actual</u>	2017 <u>Adopted Budget</u>	2017 <u>Amended Budget</u>	2018 <u>Executive Recommendation</u>
1300 - Regular Pay	1,749,541	1,869,874	1,998,601	1,998,601	1,908,519
1410 - Overtime Pay	6,993	4,278	9,000	9,000	9,000
1420 - Contractual Pays	41,829	37,478	49,000	49,000	38,000
2000 - Office Equipment	5,970	90	-	-	-
2200 - Computer Equipment	332,939	662,047	966,158	996,240	814,410
4000 - Supplies	60,881	47,762	57,500	61,818	52,700
4300 - Professional Services	280,295	216,242	399,667	432,653	391,498
4570 - Leases/Rental	201,372	241,308	200,616	206,840	166,412
4580 - Conference Expenses	2,273	3,720	1,900	1,900	6,195
4590 - Travel	1,775	1,017	1,200	1,200	4,150
4600 - Misc Contractual Expense	202,807	318,206	473,845	533,845	648,275
4670 - Communication Expenses	1,102,864	848,742	840,452	840,452	831,650
4690 - Maintenance	1,273,368	1,180,550	1,034,970	1,051,073	1,184,648
8000 - Retirement	363,153	308,192	329,399	329,399	301,290
8010 - Social Security/FICA	132,959	142,778	157,177	157,177	149,597
8020 - Health Insurance	471,447	570,647	528,179	528,179	509,204
Division Total	6,230,466	6,452,933	7,047,664	7,197,376	7,015,548

REVENUES

<u>Account</u>	2015 <u>Actual</u>	2016 <u>Actual</u>	2017 <u>Adopted Budget</u>	2017 <u>Amended Budget</u>	2018 <u>Executive Recommendation</u>
3120 - Departmental Income	11,638	11,437	11,000	11,000	11,000
3200 - Intergovernmental Charges	36,172	82,208	40,000	40,000	40,000
3270 - Sale of Property	60,072	1,072	-	-	-
3290 - Interfund Revenues	-	34	-	-	-
3300 - State Aid	5,656	1,886	4,000	4,000	360
3600 - Intra-fund Revenues	149,844	72,178	66,000	66,000	19,400
Division Total	263,381	168,815	121,000	121,000	70,760

GENERAL FUND

Department 1680 Central Data Processing
 Division 1292 Cent. Telephone

EXPENSES

<u>Account</u>	2015 <u>Actual</u>	2016 <u>Actual</u>	2017 <u>Adopted Budget</u>	2017 <u>Amended Budget</u>	2018 <u>Executive Recommendation</u>
1300 - Regular Pay	133,658	-	-	-	-
1400 - Part Time Pay	11,750	-	-	-	-
1410 - Overtime Pay	173	-	-	-	-
4300 - Professional Services	23	-	-	-	-
8010 - Social Security/FICA	10,948	-	-	-	-
 Division Total	 <u>156,553</u>	 -	 -	 -	 -

REVENUES

<u>Account</u>	2015 <u>Actual</u>	2016 <u>Actual</u>	2017 <u>Adopted Budget</u>	2017 <u>Amended Budget</u>	2018 <u>Executive Recommendation</u>
3120 - Departmental Income	37	-	-	-	-
 Division Total	 <u>37</u>	 -	 -	 -	 -

Division 1293 GIS

EXPENSES

<u>Account</u>	2015 <u>Actual</u>	2016 <u>Actual</u>	2017 <u>Adopted Budget</u>	2017 <u>Amended Budget</u>	2018 <u>Executive Recommendation</u>
1300 - Regular Pay	146,117	-	-	-	-
8010 - Social Security/FICA	11,048	-	-	-	-
 Division Total	 <u>157,166</u>	 -	 -	 -	 -

GENERAL FUND

Department 1680 Central Data Processing

Department Expense Total	6,544,185	6,452,933	7,047,664	7,197,376	7,015,548
Department Revenue Total	263,418	168,815	121,000	121,000	70,760

DEPARTMENT POSITION SUMMARY

<u>Title</u>	<u># of Positions</u>	<u>Total Salary</u>
ACCOUNT CLERK	1	36,796
AST DIR IS	3	280,773
COMPUTER APPLIC PROG/ANALYST	5	376,014
COMPUTER OPERATOR	3	144,972
CUSTOMER SUPPORT REPRESENT	1	60,254
DIR INFORMATION SERVICES	1	107,501
IT SPECIALIST	1	55,687
NETWRK ASSISTANT	1	67,325
PRINCIPAL ACCOUNT CLERK	1	44,173
PROJECT MANAGER	1	75,291
SR TECHNOLOGY SUPERVISOR	1	67,259
SYSTEMS ANALYST	2	164,944
TECHNICAL ASSET COORDINATOR	1	54,878
TECHNICAL SUPPORT TECH I	4	218,052
TECHNOLOGY TEAM LEADER	1	82,105
TELECOMM SYSTEMS COORD II	1	72,495
 Total Benefited Positions	 <u>28</u>	 <u>1,908,519</u>

GENERAL FUND

Department 1910 Unallocated Insurance

Division 1301 Unallocated Insurance

EXPENSES

<u>Account</u>	2015 <u>Actual</u>	2016 <u>Actual</u>	2017 Adopted <u>Budget</u>	2017 Amended <u>Budget</u>	2018 Executive <u>Recommendation</u>
1300 - Regular Pay	64,111	65,377	65,138	65,138	66,704
1420 - Contractual Pays	5,500	5,500	6,500	6,500	6,500
4000 - Supplies	239	169	300	300	200
4510 - Insurance	4,376,123	1,496,501	2,005,000	2,005,000	1,925,000
8000 - Retirement	12,107	11,553	11,474	11,474	11,279
8010 - Social Security/FICA	4,896	5,311	5,480	5,480	5,600
8020 - Health Insurance	16,953	17,899	17,605	17,605	18,185
8100 - Insurance	-	3,268,798	3,215,411	3,215,411	3,248,819
Division Total	4,479,930	4,871,107	5,326,908	5,326,908	5,282,287

REVENUES

<u>Account</u>	2015 <u>Actual</u>	2016 <u>Actual</u>	2017 Adopted <u>Budget</u>	2017 Amended <u>Budget</u>	2018 Executive <u>Recommendation</u>
3270 - Sale of Property	132,598	104,015	130,000	130,000	130,000
3280 - Misc Local Sources	2,887	29,495	100	100	21,600
3290 - Interfund Revenue	-	-	-	-	3,600
3600 - Intra-fund Revenues	146,387	169,266	150,000	150,000	175,000
Division Total	281,872	302,776	280,100	280,100	330,200

Department Expense Total	4,479,930	4,871,107	5,326,908	5,326,908	5,282,287
Department Revenue Total	281,872	302,776	280,100	280,100	330,200

DEPARTMENT POSITION SUMMARY

<u>Title</u>	<u># of Positions</u>	<u>Total Salary</u>
DEP INSURANCE OFFICER	1	66,704
Total Benefited Positions	1	66,704

GENERAL FUND

Department 1920 Municipal Association Dues

Division 1311 Municipal Assoc. Dues

EXPENSES

<u>Account</u>	<u>2015 Actual</u>	<u>2016 Actual</u>	<u>2017 Adopted Budget</u>	<u>2017 Amended Budget</u>	<u>2018 Executive Recommendation</u>
4600 - Misc Contractual Expense	32,619	34,625	34,208	34,208	39,828
Division Total	<u>32,619</u>	<u>34,625</u>	<u>34,208</u>	<u>34,208</u>	<u>39,828</u>
Department Expense Total	32,619	34,625	34,208	34,208	39,828

GENERAL FUND

Department 1985 Distribution of Sales Tax
 Division 1325 Distribution of Sales Tax

EXPENSES

<u>Account</u>	<u>2015 Actual</u>	<u>2016 Actual</u>	<u>2017 Adopted Budget</u>	<u>2017 Amended Budget</u>	<u>2018 Executive Recommendation</u>
4920 - Distribution of Sales Tax	15,658,313	16,263,371	16,482,578	16,192,488	16,857,642
Division Total	15,658,313	16,263,371	16,482,578	16,192,488	16,857,642

REVENUES

<u>Account</u>	<u>2015 Actual</u>	<u>2016 Actual</u>	<u>2017 Adopted Budget</u>	<u>2017 Amended Budget</u>	<u>2018 Executive Recommendation</u>
3100 - Non-Property Tax Items	107,996,028	112,184,274	111,672,331	111,672,331	117,631,568
Division Total	107,996,028	112,184,274	111,672,331	111,672,331	117,631,568

Department Expense Total	15,658,313	16,263,371	16,482,578	16,192,488	16,857,642
Department Revenue Total	107,996,028	112,184,274	111,672,331	111,672,331	117,631,568

GENERAL FUND

Department 1990 Contingent Account
Division 1331 Contingent Account

EXPENSES

<u>Account</u>	<u>2015 Actual</u>	<u>2016 Actual</u>	<u>2017 Adopted Budget</u>	<u>2017 Amended Budget</u>	<u>2018 Executive Recommendation</u>
4600 - Misc Contractual Expense	-	-	806,742	806,742	750,000
Division Total	-	-	806,742	806,742	750,000
Department Expense Total	-	-	806,742	806,742	750,000

GENERAL FUND

Department 2495 Contribution to Community College
Division 1750 Contribution to Comm College

EXPENSES

<u>Account</u>	<u>2015 Actual</u>	<u>2016 Actual</u>	<u>2017 Adopted Budget</u>	<u>2017 Amended Budget</u>	<u>2018 Executive Recommendation</u>
4600 - Misc Contractual Expense	6,280,863	6,400,863	6,400,863	6,400,863	6,400,863
Division Total	<u>6,280,863</u>	<u>6,400,863</u>	<u>6,400,863</u>	<u>6,400,863</u>	<u>6,400,863</u>
Department Expense Total	6,280,863	6,400,863	6,400,863	6,400,863	6,400,863

GENERAL FUND

Department 3020 Public Safety Communication (911)

Division 1800 Emergency Communications

DEPARTMENT POSITION SUMMARY

<u>Title</u>	<u># of Positions</u>	<u>Total Salary</u>
CONF SEC EMERG COMM/EMERG MGMT	1	53,166
DEP DIR EMERG COMM/EMERG MGMT	2	133,382
DIR EMERG COMM/EMERG MGMT	1	97,029
EMERGENCY SERVICES DISP I	18	886,911
EMERGENCY SERVICES DISP II	5	269,866
Total Benefited Positions	<u>27</u>	<u>1,440,354</u>

GENERAL FUND

Department 3110 Sheriff
 Division 1810 Sheriff Administration

EXPENSES

<u>Account</u>	<u>2015 Actual</u>	<u>2016 Actual</u>	<u>2017 Adopted Budget</u>	<u>2017 Amended Budget</u>	<u>2018 Dept Request</u>	<u>2018 Executive Recommendation</u>
1300 - Regular Pay	453,241	494,221	534,110	534,110	547,300	548,913
1400 - Part Time Pay	24,705	-	-	-	-	-
1410 - Overtime Pay	415	466	3,000	3,000	3,000	3,000
1420 - Contractual Pays	8,368	9,540	10,000	10,000	12,250	12,250
4000 - Supplies	1,528	1,035	3,000	3,076	2,500	2,500
4570 - Leases/Rental	738	2,984	3,955	3,955	4,800	4,800
4580 - Conference Expenses	835	5,535	1,600	1,600	2,500	2,500
4590 - Travel	195	80	600	600	600	600
4600 - Misc Contractual Expense	498	1,116	1,116	1,116	1,116	1,116
4690 - Maintenance	2,582	2,781	3,781	3,781	3,300	3,300
8000 - Retirement	1,149,165	989,195	954,485	954,485	-	939,017
8010 - Social Security/FICA	41,206	37,317	41,854	41,854	-	43,158
8020 - Health Insurance	1,102,541	1,345,791	1,355,661	1,355,661	-	1,418,495
8060 - Employee Payments	1,512	1,425	1,425	1,425	1,425	1,425
 Division Total	 <u>2,787,528</u>	 <u>2,891,486</u>	 <u>2,914,587</u>	 <u>2,914,663</u>	 <u>578,791</u>	 <u>2,981,074</u>

GENERAL FUND

Department 3110 Sheriff
 Division 1811 Criminal

EXPENSES

<u>Account</u>	2015 Actual	2016 Actual	2017 Adopted Budget	2017 Amended Budget	2018 Dept Request	2018 Executive Recommendation
1300 - Regular Pay	2,912,024	3,289,803	3,360,348	3,457,348	3,530,099	3,486,585
1400 - Part Time Pay	235,602	279,717	348,858	348,858	320,000	335,000
1410 - Overtime Pay	406,349	394,495	405,000	405,000	417,150	400,000
1420 - Contractual Pays	228,438	244,753	239,950	257,950	315,861	280,000
2000 - Office Equipment	-	788	-	-	-	-
2100 - Vehicles	135,419	-	-	106,472	-	-
2200 - Computer Equipment	147,919	176,005	153,520	356,404	405,559	240,060
2300 - Other Equipment	41,058	76,550	17,620	89,409	26,100	26,100
4000 - Supplies	244,212	226,175	335,337	353,341	322,675	314,475
4200 - Building Maint & Repair	16,255	16,022	4,200	5,700	5,420	5,420
4300 - Professional Services	39,234	45,545	7,400	7,400	33,381	33,381
4570 - Leases/Rental	7,654	11,699	14,216	19,416	22,800	22,800
4580 - Conference Expenses	11,467	10,927	16,215	16,215	18,635	18,635
4590 - Travel	741	815	1,000	1,000	1,000	1,000
4600 - Misc Contractual Expense	6,903	6,694	8,350	8,350	11,850	21,850
4670 - Communication Expenses	173,755	202,932	194,400	194,400	215,964	200,964
4690 - Maintenance	315,688	301,760	364,529	314,698	352,187	352,187
8010 - Social Security/FICA	280,779	314,817	333,093	333,093	-	344,371
8060 - Employee Payments	33,795	33,086	40,375	40,375	40,375	40,375
Division Total	5,237,295	5,632,586	5,844,411	6,315,427	6,039,056	6,123,203

REVENUES

<u>Account</u>	2015 Actual	2016 Actual	2017 Adopted Budget	2017 Amended Budget	2018 Dept Request	2018 Executive Recommendation
3120 - Departmental Income	13,726	-	-	-	5,000	5,000
3270 - Sale of Property	7,368	19,192	35,000	35,000	35,000	35,000
3280 - Misc Local Sources	21,499	15,406	15,000	15,000	10,000	10,000
3300 - State Aid	80,948	49,528	59,250	59,250	50,000	50,000
3400 - Federal Aid	16,742	-	5,000	140,000	140,000	140,000
3600 - Intra-fund Revenues	40,886	-	-	-	-	-
Division Total	181,169	84,127	114,250	249,250	240,000	240,000

GENERAL FUND

Department 3110 Sheriff
Division 1812 Special Programs

EXPENSES

<u>Account</u>	2015 Actual	2016 Actual	2017 Adopted Budget	2017 Amended Budget	2018 Dept Request	2018 Executive Recommendation
1300 - Regular Pay	215,130	223,481	350,252	350,252	337,094	337,094
1400 - Part Time Pay	25,214	30,262	24,794	24,794	35,000	35,000
1410 - Overtime Pay	33,978	40,366	62,830	62,830	50,000	50,000
1420 - Contractual Pays	8,357	8,172	24,115	24,115	15,000	15,000
2300 - Other Equipment	9,553	1,002	10,800	19,300	-	-
4000 - Supplies	7,090	30,836	18,500	47,148	18,171	18,171
4300 - Professional Services	18,339	11,796	15,500	15,500	20,000	20,000
4580 - Conference Expenses	875	2,488	5,000	5,000	-	-
4590 - Travel	-	100	250	250	250	250
4600 - Misc Contractual Expense	-	-	-	165	-	-
4670 - Communication Expenses	902	1,031	1,000	1,000	1,200	1,200
8010 - Social Security/FICA	21,556	22,918	35,342	35,342	-	33,438
8060 - Employee Payments	2,338	2,925	3,625	3,625	3,625	3,625
Division Total	343,330	375,376	552,008	589,321	480,340	513,778

REVENUES

<u>Account</u>	2015 Actual	2016 Actual	2017 Adopted Budget	2017 Amended Budget	2018 Dept Request	2018 Executive Recommendation
3200 - Intergovernmental Charges	117,766	241,622	216,468	216,468	325,600	325,600
3300 - State Aid	15,530	35,049	4,500	51,733	26,500	26,500
3400 - Federal Aid	-	6,353	-	-	-	-
3600 - Intra-fund Revenues	50,741	43,000	43,000	43,000	43,000	43,000
Division Total	184,037	326,023	263,968	311,201	395,100	395,100

GENERAL FUND

Department 3110 Sheriff
 Division 1815 County Building Security

EXPENSES

<u>Account</u>	<u>2015 Actual</u>	<u>2016 Actual</u>	<u>2017 Adopted Budget</u>	<u>2017 Amended Budget</u>	<u>2018 Dept Request</u>	<u>2018 Executive Recommendation</u>
1300 - Regular Pay	528,240	530,111	550,365	550,365	562,334	562,334
1400 - Part Time Pay	175,980	188,229	209,696	209,696	210,502	210,502
1410 - Overtime Pay	73,053	162,160	98,880	98,880	167,025	150,000
1420 - Contractual Pays	7,760	4,507	19,879	19,879	10,000	10,000
4000 - Supplies	957	338	5,500	5,500	3,000	3,000
4590 - Travel	-	-	200	200	200	200
4600 - Misc Contractual Expense	100	150	500	500	500	500
4670 - Communication Expenses	575	652	1,000	1,000	720	720
8010 - Social Security/FICA	59,809	67,155	67,230	67,230	-	71,362
8060 - Employee Payments	5,078	4,822	4,800	4,800	4,800	4,800
Division Total	851,552	958,125	958,050	958,050	959,081	1,013,418

REVENUES

<u>Account</u>	<u>2015 Actual</u>	<u>2016 Actual</u>	<u>2017 Adopted Budget</u>	<u>2017 Amended Budget</u>	<u>2018 Dept Request</u>	<u>2018 Executive Recommendation</u>
3600 - Intra-fund Revenues	405,658	476,261	475,790	475,790	496,079	496,079
Division Total	405,658	476,261	475,790	475,790	496,079	496,079

GENERAL FUND

Department 3110 Sheriff
Division 1817 Civil Division

EXPENSES

<u>Account</u>	2015 Actual	2016 Actual	2017 Adopted Budget	2017 Amended Budget	2018 Dept Request	2018 Executive Recommendation
1300 - Regular Pay	238,613	226,541	247,527	247,527	257,503	261,498
1400 - Part Time Pay	17,341	18,136	15,819	15,819	17,529	17,529
1410 - Overtime Pay	-	251	1,500	1,500	1,500	1,500
1420 - Contractual Pays	-	1,500	1,500	1,500	1,500	1,500
2000 - Office Equipment	7,495	-	-	-	-	-
2200 - Computer Equipment	7,280	10,925	-	27,320	-	-
2300 - Other Equipment	7,514	-	-	-	-	-
4000 - Supplies	11,105	14,504	12,000	12,000	15,000	15,000
4300 - Professional Services	-	-	-	525	-	-
4570 - Leases/Rental	489	1,978	2,958	2,958	2,400	2,400
4580 - Conference Expenses	2,409	1,768	4,750	4,750	2,250	2,250
4590 - Travel	-	121	200	200	200	200
4600 - Misc Contractual Expense	30,507	35,547	39,050	39,050	40,050	40,050
4670 - Communication Expenses	584	470	2,400	2,400	720	720
4690 - Maintenance	5,358	11,484	17,192	18,192	19,854	19,854
8010 - Social Security/FICA	19,081	18,154	20,375	20,375	-	21,575
Division Total	347,777	341,379	365,271	394,116	358,506	384,076

REVENUES

<u>Account</u>	2015 Actual	2016 Actual	2017 Adopted Budget	2017 Amended Budget	2018 Dept Request	2018 Executive Recommendation
3120 - Departmental Income	265,620	228,699	265,000	265,000	225,000	225,000
3250 - Licenses and Permits	33,698	46,962	45,000	45,000	50,000	50,000
Division Total	299,318	275,661	310,000	310,000	275,000	275,000

Division 1830 Employee Contract Settlement

EXPENSES

<u>Account</u>	2015 Actual	2016 Actual	2017 Adopted Budget	2017 Amended Budget	2018 Dept Request	2018 Executive Recommendation
1420 - Contractual Pays	1,079,027	-	-	-	-	-
Division Total	1,079,027	-	-	-	-	-

Department Expense Total	10,646,508	10,198,952	10,634,327	11,171,578	8,415,774	11,015,549
Department Revenue Total	1,070,182	1,162,072	1,164,008	1,346,241	1,406,179	1,406,179

GENERAL FUND

Department 3110 Sheriff

DEPARTMENT POSITION SUMMARY

<u>Title</u>	<u># of Positions</u>	<u>Total Salary</u>
ADMINISTRATIVE ASSISTANT/TYP	1	64,749
CHIEF CIVIL ADMINISTRATOR	1	65,041
CONF SECRETARY TO SHERIFF	1	52,471
DEP SHER DETECTIVE LIEUTENANT	1	101,581
DEP SHER DETECTIVE SERGEANT	1	85,316
DEP SHERIFF	34	2,129,223
DEP SHERIFF - CAPTAIN	1	108,743
DEP SHERIFF - SERGEANT	8	630,404
DEP SHERIFF-DETECTIVE	6	434,151
DEP SHERIFF-FIRST SERGEANT	1	85,316
DEP SHERIFF-LIEUTENANT	3	289,000
EMERGENCY SERVICES DISPATCHER	3	182,902
IT SPEC	1	65,709
PISTOL PERMIT EXAMINER	1	54,977
RECEPTIONIST W/TYPING	1	48,744
SECURITY GUARD	6	283,190
SHERIFF	1	101,706
SHERIFF'S ASSISTANT I	1	38,676
SHERIFF'S FISCAL ASSISTANT I	2	99,096
SHERIFF'S FISCAL ASSISTANT II	1	54,060
SHERIFF'S FISCAL ASSISTANT III	1	63,392
SR SECURITY GUARD	1	56,188
UNDERSHERIFF	1	101,790
 Total Benefited Positions	 <u>78</u>	 <u>5,196,425</u>

GENERAL FUND

Department 3140 Probation
Division 1835 Probation

EXPENSES

<u>Account</u>	2015 <u>Actual</u>	2016 <u>Actual</u>	2017 <u>Adopted Budget</u>	2017 <u>Amended Budget</u>	2018 <u>Executive Recommendation</u>
1300 - Regular Pay	2,669,285	2,865,828	2,830,927	2,830,927	2,915,335
1400 - Part Time Pay	144,559	154,182	161,150	161,150	121,575
1410 - Overtime Pay	11,174	36,637	40,500	40,500	35,000
1420 - Contractual Pays	100,524	105,999	124,600	124,600	121,600
2100 - Vehicles	-	26,717	-	-	45,000
2200 - Computer Equipment	2,717	1,135	-	-	-
4000 - Supplies	46,701	48,954	61,150	64,480	58,755
4200 - Building Maint & Repair	1,998	1,520	2,280	2,280	2,280
4300 - Professional Services	218,632	217,708	198,408	251,914	59,440
4570 - Leases/Rental	20,735	24,150	-	-	-
4580 - Conference Expenses	9,355	5,116	14,850	14,850	15,350
4590 - Travel	3,329	2,098	3,200	3,200	3,000
4600 - Misc Contractual Expense	2,754	3,518	2,640	2,640	8,140
4670 - Communication Expenses	16,731	18,399	18,552	18,552	18,540
4690 - Maintenance	15,663	15,153	21,812	21,812	17,412
4710 - Law Enforce Activities	-	-	3,000	3,000	-
4750 - Intra-County Charges	-	3,359	-	13,414	-
8000 - Retirement	601,648	587,017	569,484	569,484	580,850
8010 - Social Security/FICA	219,153	237,542	241,524	241,524	244,304
8020 - Health Insurance	718,424	941,148	933,117	933,117	1,018,407
Division Total	4,803,381	5,296,180	5,227,194	5,297,444	5,264,988

REVENUES

<u>Account</u>	2015 <u>Actual</u>	2016 <u>Actual</u>	2017 <u>Adopted Budget</u>	2017 <u>Amended Budget</u>	2018 <u>Executive Recommendation</u>
3120 - Departmental Income	84,409	85,009	82,000	82,000	84,000
3280 - Misc Local Sources	-	212	-	-	-
3300 - State Aid	621,258	547,769	554,381	554,381	554,881
3400 - Federal Aid	-	12,068	-	-	-
3900 - Appropriated Reserves	-	-	15,450	15,450	62,495
Division Total	705,666	645,058	651,831	651,831	701,376

GENERAL FUND

Department 3140 Probation
Division 1836 CVAP

EXPENSES

<u>Account</u>	2015 <u>Actual</u>	2016 <u>Actual</u>	2017 <u>Adopted Budget</u>	2017 <u>Amended Budget</u>	2018 <u>Executive Recommendation</u>
1300 - Regular Pay	273,284	240,928	250,411	250,411	303,737
1400 - Part Time Pay	-	-	-	-	18,983
1410 - Overtime Pay	554	325	500	500	500
1420 - Contractual Pays	3,421	7,499	10,538	8,926	12,207
4000 - Supplies	797	1,875	2,400	2,400	3,560
4300 - Professional Services	-	-	37,500	50,000	53,500
4570 - Leases/Rental	459	-	-	-	-
4580 - Conference Expenses	244	70	700	700	1,130
4590 - Travel	274	194	200	200	300
4600 - Misc Contractual Expense	-	50	125	125	1,700
4670 - Communication Expenses	1,249	2,123	4,000	4,000	2,400
8010 - Social Security/FICA	20,636	18,471	20,001	20,001	25,660
Division Total	300,918	271,536	326,375	337,263	423,677

REVENUES

<u>Account</u>	2015 <u>Actual</u>	2016 <u>Actual</u>	2017 <u>Adopted Budget</u>	2017 <u>Amended Budget</u>	2018 <u>Executive Recommendation</u>
3300 - State Aid	77,212	86,907	88,446	88,446	113,874
3400 - Federal Aid	308,849	351,756	353,785	353,785	455,498
Division Total	386,061	438,663	442,231	442,231	569,372

Division 1837 Health Grant

EXPENSES

<u>Account</u>	2015 <u>Actual</u>	2016 <u>Actual</u>	2017 <u>Adopted Budget</u>	2017 <u>Amended Budget</u>	2018 <u>Executive Recommendation</u>
1300 - Regular Pay	21,616	40,600	116,750	116,750	128,286
1410 - Overtime Pay	-	-	100	100	100
1420 - Contractual Pays	148	169	-	1,612	5,600
4000 - Supplies	82	-	-	-	-
4590 - Travel	-	-	-	-	150
4670 - Communication Expenses	255	-	-	-	-
8010 - Social Security/FICA	1,631	3,095	8,939	8,939	10,250
Division Total	23,731	43,863	125,789	127,401	144,386

GENERAL FUND

Department 3140 Probation
Division 1837 Health Grant

REVENUES

<u>Account</u>	2015 <u>Actual</u>	2016 <u>Actual</u>	2017 Adopted <u>Budget</u>	2017 Amended <u>Budget</u>	2018 Executive <u>Recommendation</u>
3300 - State Aid	35,429	65,340	63,043	63,043	62,739
3400 - Federal Aid	1,207	-	-	-	-
Division Total	<u>36,636</u>	<u>65,340</u>	<u>63,043</u>	<u>63,043</u>	<u>62,739</u>

Division 1839 DWI

EXPENSES

<u>Account</u>	2015 <u>Actual</u>	2016 <u>Actual</u>	2017 Adopted <u>Budget</u>	2017 Amended <u>Budget</u>	2018 Executive <u>Recommendation</u>
1300 - Regular Pay	121,554	129,121	128,814	128,814	129,310
1400 - Part Time Pay	15,114	13,963	17,915	17,915	22,559
1410 - Overtime Pay	512	202	400	400	400
1420 - Contractual Pays	2,050	2,050	2,000	2,000	2,000
2300 - Other Equipment	4,875	8,538	6,500	6,500	6,500
4000 - Supplies	3,503	2,786	4,800	4,800	4,800
4300 - Professional Services	161,228	144,156	91,700	91,700	93,700
4580 - Conference Expenses	636	2,936	3,800	3,800	3,800
4600 - Misc Contractual Expense	2,693	2,425	3,250	3,250	3,250
4690 - Maintenance	1,090	202	1,500	1,500	1,500
4750 - Intra-County Charges	95,000	110,318	138,000	138,000	138,000
8010 - Social Security/FICA	10,590	11,054	11,408	11,408	11,802
Division Total	<u>418,846</u>	<u>427,749</u>	<u>410,087</u>	<u>410,087</u>	<u>417,621</u>

GENERAL FUND

Department 3140 Probation
Division 1839 DWI

REVENUES

<u>Account</u>	2015 Actual	2016 Actual	2017 Adopted Budget	2017 Amended Budget	2018 Executive Recommendation
3120 - Departmental Income	35,081	27,313	-	-	27,500
3260 - Fines & Forfeitures	392,405	318,896	392,500	392,500	394,500
3300 - State Aid	44,550	41,220	42,000	42,000	-
Division Total	472,035	387,428	434,500	434,500	422,000

Division 1840 Pre-Trial

EXPENSES

<u>Account</u>	2015 Actual	2016 Actual	2017 Adopted Budget	2017 Amended Budget	2018 Executive Recommendation
1300 - Regular Pay	48,882	50,210	50,024	50,024	50,216
8010 - Social Security/FICA	3,569	3,652	3,827	3,827	3,842
Division Total	52,451	53,862	53,851	53,851	54,058

REVENUES

<u>Account</u>	2015 Actual	2016 Actual	2017 Adopted Budget	2017 Amended Budget	2018 Executive Recommendation
3300 - State Aid	12,480	15,254	13,867	13,867	13,492
Division Total	12,480	15,254	13,867	13,867	13,492

Division 1841 Grants

EXPENSES

<u>Account</u>	2015 Actual	2016 Actual	2017 Adopted Budget	2017 Amended Budget	2018 Executive Recommendation
1300 - Regular Pay	75,736	-	-	-	-
1410 - Overtime Pay	5,872	-	-	-	-
1420 - Contractual Pays	6,850	-	-	-	-
8010 - Social Security/FICA	6,584	-	-	-	-
Division Total	95,043	-	-	-	-

GENERAL FUND

Department 3150 Jail
Division 1855 Jail

EXPENSES

<u>Account</u>	2015 Actual	2016 Actual	2017 Adopted Budget	2017 Amended Budget	2018 Dept Request	2018 Executive Recommendation
1300 - Regular Pay	8,819,898	8,783,656	9,639,019	9,009,019	9,803,563	9,798,305
1400 - Part Time Pay	163,059	165,575	263,092	263,092	215,000	215,000
1410 - Overtime Pay	791,603	1,084,876	710,940	1,160,940	950,000	950,000
1420 - Contractual Pays	1,201,871	1,287,533	1,101,886	1,281,886	1,417,200	1,158,102
2000 - Office Equipment	335	-	-	-	-	-
2200 - Computer Equipment	25,672	52,305	45,500	61,085	38,650	31,150
2300 - Other Equipment	1,911	28,471	2,864	26,814	15,640	15,640
4000 - Supplies	364,445	258,777	264,462	277,006	267,584	267,584
4300 - Professional Services	3,314,711	3,380,085	3,563,982	3,563,982	3,704,018	3,704,018
4580 - Conference Expenses	-	224	1,600	1,600	1,600	1,600
4590 - Travel	5,412	3,287	11,500	11,500	11,500	11,500
4600 - Misc Contractual Expense	32,270	34,495	34,320	34,320	35,640	35,640
4670 - Communication Expenses	13,284	18,744	15,975	15,975	18,000	18,000
4690 - Maintenance	121,741	197,651	175,610	185,796	165,026	165,026
8000 - Retirement	1,881,108	1,791,320	1,867,150	1,867,150	-	1,788,428
8010 - Social Security/FICA	803,476	822,289	896,193	896,193	-	927,288
8020 - Health Insurance	2,588,720	3,222,070	2,834,564	2,834,564	-	2,909,733
8060 - Employee Payments	93,388	89,798	94,200	94,200	94,200	94,200
Division Total	20,222,904	21,221,156	21,522,857	21,585,121	16,737,621	22,091,214

REVENUES

<u>Account</u>	2015 Actual	2016 Actual	2017 Adopted Budget	2017 Amended Budget	2018 Dept Request	2018 Executive Recommendation
3120 - Departmental Income	-	850	-	-	-	-
3200 - Intergovernmental Charges	923,732	308,445	197,100	197,100	197,100	197,100
3270 - Sale of Property	65,570	87,164	60,000	60,000	60,000	60,000
3280 - Misc Local Sources	4,109	3,672	-	-	-	-
3300 - State Aid	13,642	13,470	12,500	12,500	12,500	12,500
3400 - Federal Aid	50,095	55,276	44,000	44,000	44,000	44,000
Division Total	1,057,149	468,877	313,600	313,600	313,600	313,600

GENERAL FUND

Department 3150 Jail
 Division 1856 Jail Telephone Commissions

EXPENSES

<u>Account</u>	2015 <u>Actual</u>	2016 <u>Actual</u>	2017 <u>Adopted Budget</u>	2017 <u>Amended Budget</u>	2018 <u>Dept Request</u>	2018 <u>Executive Recommendation</u>
2100 - Vehicles	66,000	72,277	30,000	30,000	64,000	64,000
2300 - Other Equipment	1,016	16,869	23,300	23,300	9,800	9,800
4000 - Supplies	45,173	28,904	32,620	32,620	33,755	33,755
4200 - Building Maint & Repair	3,967	3,238	3,450	3,450	3,375	3,375
4300 - Professional Services	3,185	1,142	6,550	6,550	5,700	5,700
4570 - Leases/Rental	8,244	9,886	11,508	11,508	11,004	11,004
4580 - Conference Expenses	14,914	16,081	16,950	16,950	20,405	20,405
4590 - Travel	2,590	4,760	4,250	4,250	4,250	4,250
4600 - Misc Contractual Expense	8,616	10,032	18,307	18,831	16,017	16,017
4670 - Communication Expenses	55,788	56,123	55,968	55,968	55,968	55,968
4690 - Maintenance	2,072	244	700	700	700	700
Division Total	211,565	219,556	203,603	204,127	224,974	224,974

REVENUES

<u>Account</u>	2015 <u>Actual</u>	2016 <u>Actual</u>	2017 <u>Adopted Budget</u>	2017 <u>Amended Budget</u>	2018 <u>Dept Request</u>	2018 <u>Executive Recommendation</u>
3240 - Use of Money & Property	209,817	217,770	203,603	203,603	224,503	224,974
Division Total	209,817	217,770	203,603	203,603	224,503	224,974

Department Expense Total	20,434,469	21,440,711	21,726,460	21,789,248	16,962,595	22,316,188
Department Revenue Total	1,266,965	686,647	517,203	517,203	538,103	538,574

DEPARTMENT POSITION SUMMARY

<u>Title</u>	<u># of Positions</u>	<u>Total Salary</u>
AST WARDEN	1	73,498
CORRECTION CORPORAL	11	724,673
CORRECTION LIEUTENANT	6	489,247
CORRECTION OFFICER	129	7,620,460
CORRECTION SERGEANT	8	574,679
CORRECTION SUPERINTENDENT	1	88,970
JAIL COOK	1	44,161
RECORDS CLERK	1	47,022
STOCK CLERK	1	51,469
WARDEN	1	84,126
Total Benefited Positions	160	9,798,305

GENERAL FUND

Department 3155 Rehabilitation Services
 Division 1881 Work Release

EXPENSES

<u>Account</u>	<u>2015 Actual</u>	<u>2016 Actual</u>	<u>2017 Adopted Budget</u>	<u>2017 Amended Budget</u>	<u>2018 Executive Recommendation</u>
1300 - Regular Pay	95,746	94,708	101,710	101,710	96,016
1410 - Overtime Pay	-	29	100	100	300
4000 - Supplies	3,024	5,577	9,250	9,250	7,675
4600 - Misc Contractual Expense	333	315	400	400	400
8000 - Retirement	16,419	15,392	16,291	16,291	14,840
8010 - Social Security/FICA	7,026	6,809	7,789	7,789	7,368
8020 - Health Insurance	24,235	33,940	52,817	52,817	54,557
 Division Total	 <u>146,783</u>	 <u>156,769</u>	 <u>188,357</u>	 <u>188,357</u>	 <u>181,156</u>

REVENUES

<u>Account</u>	<u>2015 Actual</u>	<u>2016 Actual</u>	<u>2017 Adopted Budget</u>	<u>2017 Amended Budget</u>	<u>2018 Executive Recommendation</u>
3260 - Fines & Forfeitures	8,458	27,197	2,000	2,000	2,000
3300 - State Aid	38,737	35,603	38,250	38,250	37,214
 Division Total	 <u>47,195</u>	 <u>62,800</u>	 <u>40,250</u>	 <u>40,250</u>	 <u>39,214</u>

Department Expense Total	146,783	156,769	188,357	188,357	181,156
Department Revenue Total	47,195	62,800	40,250	40,250	39,214

DEPARTMENT POSITION SUMMARY

<u>Title</u>	<u># of Positions</u>	<u>Total Salary</u>
ALT SENTENCING CREW SUPERVISOR	3	96,016
 Total Benefited Positions	 <u>3</u>	 <u>96,016</u>

GENERAL FUND

Department 3410 Fire Protection
 Division 1940 Fire Coordinator

EXPENSES

<u>Account</u>	2015 Actual	2016 Actual	2017 Adopted Budget	2017 Amended Budget	2018 Executive Recommendation
1400 - Part Time Pay	35,608	42,744	45,111	45,111	59,436
1420 - Contractual Pays	4,000	4,000	4,000	4,000	6,000
2300 - Other Equipment	6,225	31,281	57,425	76,272	54,200
4000 - Supplies	1,999	3,047	6,800	6,800	6,800
4300 - Professional Services	12,452	3,930	5,000	5,000	5,000
4580 - Conference Expenses	150	-	1,000	1,000	1,000
4590 - Travel	3,182	2,330	5,000	5,000	5,000
4600 - Misc Contractual Expense	248	280	5,100	5,100	2,100
4690 - Maintenance	3,113	1,124	7,000	7,000	5,000
8010 - Social Security/FICA	3,030	3,576	3,757	3,757	5,006
8020 - Health Insurance	1,103	1,096	-	-	-
Division Total	71,109	93,408	140,193	159,040	149,542
Department Expense Total	71,109	93,408	140,193	159,040	149,542

DEPARTMENT POSITION SUMMARY

<u>Title</u>	<u># of Positions</u>	<u>Total Salary</u>
Total Benefited Positions	-	-

GENERAL FUND

Department 3411 Arson Task Force
 Division 1950 Arson Task Force

EXPENSES

<u>Account</u>	2015 Actual	2016 Actual	2017 Adopted Budget	2017 Amended Budget	2018 Executive Recommendation
1420 - Contractual Pays	21,188	19,938	26,750	26,750	26,750
4000 - Supplies	9,403	10,419	18,300	22,440	17,300
4300 - Professional Services	440	376	4,000	4,000	4,000
4510 - Insurance	1,470	1,470	1,500	1,500	1,500
4590 - Travel	593	1,054	5,000	5,000	5,000
4600 - Misc Contractual Expense	1,375	1,350	2,260	2,260	2,260
4690 - Maintenance	137	94	1,000	1,000	1,000
8010 - Social Security/FICA	1,621	1,525	2,046	2,046	2,046
 Division Total	 <u>36,226</u>	 <u>36,226</u>	 <u>60,856</u>	 <u>64,996</u>	 <u>59,856</u>
 Department Expense Total	 36,226	 36,226	 60,856	 64,996	 59,856

DEPARTMENT POSITION SUMMARY

<u>Title</u>	<u># of Positions</u>	<u>Total Salary</u>
Total Benefited Positions	<u>-</u>	<u>-</u>

GENERAL FUND

Department 3620 Safety Inspection
 Division 1965 Safety Inspection

EXPENSES

<u>Account</u>	2015 Actual	2016 Actual	2017 Adopted Budget	2017 Amended Budget	2018 Executive Recommendation
1300 - Regular Pay	209,336	174,289	206,148	206,148	207,913
1420 - Contractual Pays	36,100	36,100	36,000	36,000	37,000
2300 - Other Equipment	-	1,149	-	-	-
4000 - Supplies	12,549	5,766	13,675	13,675	14,925
4300 - Professional Services	11,690	12,525	21,960	21,960	21,960
4570 - Leases/Rental	1,872	1,872	2,000	2,000	2,000
4580 - Conference Expenses	1,125	900	1,500	1,500	1,500
4600 - Misc Contractual Expense	9,788	4,806	9,900	9,900	10,300
4690 - Maintenance	394	-	100	100	100
8000 - Retirement	42,423	35,155	38,784	38,784	37,734
8010 - Social Security/FICA	17,767	15,761	18,524	18,524	18,736
8020 - Health Insurance	63,584	50,093	70,424	70,424	72,744
8060 - Employee Payments	375	375	375	375	375
Division Total	407,003	338,791	419,390	419,390	425,287

REVENUES

<u>Account</u>	2015 Actual	2016 Actual	2017 Adopted Budget	2017 Amended Budget	2018 Executive Recommendation
3120 - Departmental Income	5,500	1,056	6,000	6,000	-
Division Total	5,500	1,056	6,000	6,000	-

Department Expense Total 407,003 338,791 419,390 419,390 425,287

Department Revenue Total 5,500 1,056 6,000 6,000 -

DEPARTMENT POSITION SUMMARY

<u>Title</u>	<u># of Positions</u>	<u>Total Salary</u>
ADMINISTRATIVE AIDE	1	41,382
BLDG EXAMINER/SAFETY INSPECT	1	47,557
DEP SAFETY OFFICER	1	45,821
SAFETY OFFICER	1	73,153
Total Benefited Positions	4	207,913

GENERAL FUND

Department 3989 Other Public Safety
 Division 1907 URGENT Forfeiture

EXPENSES

<u>Account</u>	<u>2015 Actual</u>	<u>2016 Actual</u>	<u>2017 Adopted Budget</u>	<u>2017 Amended Budget</u>	<u>2018 Dept Request</u>	<u>2018 Executive Recommendation</u>
2100 - Vehicles	-	-	-	60,500	-	-
4000 - Supplies	-	-	30,000	500	30,000	30,000
4300 - Professional Services	-	25,500	-	-	-	-
4600 - Misc Contractual Expense	-	-	-	-	5,415	5,415
Division Total	-	25,500	30,000	61,000	35,415	35,415

REVENUES

<u>Account</u>	<u>2015 Actual</u>	<u>2016 Actual</u>	<u>2017 Adopted Budget</u>	<u>2017 Amended Budget</u>	<u>2018 Dept Request</u>	<u>2018 Executive Recommendation</u>
3240 - Use of Money & Property	195	309	-	-	-	-
3260 - Fines & Forfeitures	56,867	86,416	20,000	20,000	35,415	35,415
Division Total	57,062	86,725	20,000	20,000	35,415	35,415

Division 1908 Drug Investigations

EXPENSES

<u>Account</u>	<u>2015 Actual</u>	<u>2016 Actual</u>	<u>2017 Adopted Budget</u>	<u>2017 Amended Budget</u>	<u>2018 Dept Request</u>	<u>2018 Executive Recommendation</u>
2100 - Vehicles	-	15,000	-	-	-	-
4000 - Supplies	7,900	4,408	5,000	5,000	9,949	9,949
Division Total	7,900	19,408	5,000	5,000	9,949	9,949

REVENUES

<u>Account</u>	<u>2015 Actual</u>	<u>2016 Actual</u>	<u>2017 Adopted Budget</u>	<u>2017 Amended Budget</u>	<u>2018 Dept Request</u>	<u>2018 Executive Recommendation</u>
3240 - Use of Money & Property	59	20	-	-	-	-
3260 - Fines & Forfeitures	-	-	-	-	9,949	9,949
Division Total	59	20	-	-	9,949	9,949

GENERAL FUND

Department 3989 Other Public Safety
 Division 1909 URGENT Investigations

EXPENSES

<u>Account</u>	2015 Actual	2016 Actual	2017 Adopted Budget	2017 Amended Budget	2018 Dept Request	2018 Executive Recommendation
1300 - Regular Pay	295,841	318,613	324,338	214,338	214,667	214,667
1400 - Part Time Pay	18,039	26,320	40,612	40,612	40,769	40,769
1410 - Overtime Pay	68,529	24,953	71,240	71,240	45,000	37,500
1420 - Contractual Pays	22,669	22,930	35,077	35,077	35,000	35,000
2100 - Vehicles	17,496	16,995	15,000	15,000	15,000	15,000
2200 - Computer Equipment	315	2,059	-	-	-	-
2300 - Other Equipment	29,498	26,161	5,000	13,100	-	-
4000 - Supplies	22,253	16,536	40,244	40,244	36,500	36,500
4570 - Leases/Rental	1,728	2,174	5,154	5,154	4,400	4,400
4580 - Conference Expenses	199	929	11,140	11,140	-	-
4590 - Travel	-	269	500	500	1,500	1,500
4600 - Misc Contractual Expense	400	402	4,300	4,300	15,368	15,368
4670 - Communication Expenses	13,470	15,454	20,976	18,976	21,496	21,496
4690 - Maintenance	33,356	32,975	33,700	35,700	27,372	26,052
4710 - Law Enforce Activities	30,000	23,000	30,000	30,000	30,000	30,000
8000 - Retirement	69,942	62,995	51,948	51,948	-	44,244
8010 - Social Security/FICA	29,447	29,950	36,052	36,052	-	25,087
8020 - Health Insurance	63,884	82,500	70,424	70,424	-	54,557
8060 - Employee Payments	4,493	4,875	4,875	4,875	3,450	3,450
Division Total	721,559	710,090	800,580	698,680	490,522	605,590

REVENUES

<u>Account</u>	2015 Actual	2016 Actual	2017 Adopted Budget	2017 Amended Budget	2018 Dept Request	2018 Executive Recommendation
3120 - Departmental Income	11,096	5,850	3,000	3,000	7,500	7,500
3270 - Sale of Property & Compensa	-	13,400	-	-	-	-
3280 - Misc Local Sources	2,925	-	-	-	-	-
3300 - State Aid	9,694	-	20,000	-	-	-
3400 - Federal Aid	20,176	42,645	40,000	40,000	60,000	60,000
Division Total	43,891	61,895	63,000	43,000	67,500	67,500

Department Expense Total	729,459	754,998	835,580	764,680	535,886	650,954
Department Revenue Total	101,012	148,640	83,000	63,000	112,864	112,864

GENERAL FUND

Department 3989 Other Public Safety

DEPARTMENT POSITION SUMMARY

<u>Title</u>	<u># of Positions</u>	<u>Total Salary</u>
CORRECTION OFFICER	1	64,039
DEP SHER DETECTIVE SERGEANT	1	75,815
DEP SHERIFF	1	74,813
Total Benefited Positions	<u>3</u>	<u>214,667</u>

GENERAL FUND

Department 4010 Public Health
 Division 2200 Public Health Administration

EXPENSES

<u>Account</u>	2015 <u>Actual</u>	2016 <u>Actual</u>	2017 <u>Adopted Budget</u>	2017 <u>Amended Budget</u>	2018 <u>Executive Recommendation</u>
1300 - Regular Pay	501,312	677,746	710,689	710,689	792,985
1410 - Overtime Pay	3,492	134	-	-	-
1420 - Contractual Pays	1,500	9,500	9,500	9,500	11,000
4000 - Supplies	1,072	593	1,500	2,390	1,200
4570 - Leases/Rental	-	-	-	7,160	7,160
4580 - Conference Expenses	-	838	200	400	500
4590 - Travel	12	67	50	50	50
4600 - Misc Contractual Expense	5,537	9,129	34,596	43,339	39,096
4670 - Communication Expenses	2,413	379	5,250	4,160	1,052
4690 - Maintenance	25	203	2,966	6,158	5,658
4750 - Intra-County Charges	33	-	150	150	150
8000 - Retirement	528,071	526,964	543,911	543,911	507,046
8010 - Social Security/FICA	34,591	48,334	55,094	55,094	61,505
8020 - Health Insurance	758,121	943,939	1,144,389	1,144,389	963,849
Division Total	<u>1,836,179</u>	<u>2,217,826</u>	<u>2,508,295</u>	<u>2,527,390</u>	<u>2,391,251</u>

REVENUES

<u>Account</u>	2015 <u>Actual</u>	2016 <u>Actual</u>	2017 <u>Adopted Budget</u>	2017 <u>Amended Budget</u>	2018 <u>Executive Recommendation</u>
3300 - State Aid	198,286	382,592	358,015	358,015	333,740
Division Total	<u>198,286</u>	<u>382,592</u>	<u>358,015</u>	<u>358,015</u>	<u>333,740</u>

GENERAL FUND

Department 4010 Public Health
 Division 2201 Patient Services

EXPENSES

<u>Account</u>	2015 <u>Actual</u>	2016 <u>Actual</u>	2017 <u>Adopted Budget</u>	2017 <u>Amended Budget</u>	2018 <u>Executive Recommendation</u>
1300 - Regular Pay	905,833	858,747	936,782	936,782	882,564
1400 - Part Time Pay	827	-	-	-	-
1410 - Overtime Pay	1,180	1,906	8,168	8,168	8,168
1420 - Contractual Pays	42,729	35,773	35,000	35,000	35,000
4000 - Supplies	3,660	2,707	7,000	7,000	4,900
4300 - Professional Services	3,537	12,127	8,600	8,600	8,600
4580 - Conference Expenses	350	-	600	600	500
4590 - Travel	1,969	332	2,500	2,500	500
4600 - Misc Contractual Expense	1,781	1,287	2,288	2,125	1,988
4670 - Communication Expenses	5,707	3,381	14,765	14,765	3,896
4690 - Maintenance	1,561	918	8,112	2,240	1,840
4750 - Intra-County Charges	301	4	1,000	1,000	500
8010 - Social Security/FICA	70,292	66,393	74,966	74,966	70,818
8060 - Employee Payments	3,135	2,950	-	-	-
Division Total	<u>1,042,861</u>	<u>986,524</u>	<u>1,099,781</u>	<u>1,093,746</u>	<u>1,019,274</u>

REVENUES

<u>Account</u>	2015 <u>Actual</u>	2016 <u>Actual</u>	2017 <u>Adopted Budget</u>	2017 <u>Amended Budget</u>	2018 <u>Executive Recommendation</u>
3120 - Departmental Income	40	53	-	-	-
3300 - State Aid	131,216	176,137	491,130	491,130	210,881
Division Total	<u>131,256</u>	<u>176,190</u>	<u>491,130</u>	<u>491,130</u>	<u>210,881</u>

GENERAL FUND

Department 4010 Public Health

Division 2203 TB Care

EXPENSES

<u>Account</u>	<u>2015 Actual</u>	<u>2016 Actual</u>	<u>2017 Adopted Budget</u>	<u>2017 Amended Budget</u>	<u>2018 Executive Recommendation</u>
1400 - Part Time Pay	1,274	982	3,767	3,767	3,767
4000 - Supplies	1,498	20,073	33,400	33,400	6,000
4300 - Professional Services	1,059	3,753	10,490	10,490	3,600
4600 - Misc Contractual Expense	26	33	100	100	100
8010 - Social Security/FICA	104	69	288	288	288
Division Total	3,962	24,909	48,045	48,045	13,755

REVENUES

<u>Account</u>	<u>2015 Actual</u>	<u>2016 Actual</u>	<u>2017 Adopted Budget</u>	<u>2017 Amended Budget</u>	<u>2018 Executive Recommendation</u>
3120 - Departmental Income	120	120	220	220	160
3300 - State Aid	3,565	31,393	14,812	14,812	21,360
Division Total	3,685	31,513	15,032	15,032	21,520

Division 2204 Health Education

EXPENSES

<u>Account</u>	<u>2015 Actual</u>	<u>2016 Actual</u>	<u>2017 Adopted Budget</u>	<u>2017 Amended Budget</u>	<u>2018 Executive Recommendation</u>
1300 - Regular Pay	125,484	161,675	196,282	196,282	130,054
1410 - Overtime Pay	296	252	332	332	332
1420 - Contractual Pays	3,000	3,000	3,000	3,000	3,500
4000 - Supplies	6,008	11,577	14,950	7,915	14,050
4300 - Professional Services	61,336	58,159	65,000	71,600	77,000
4580 - Conference Expenses	-	-	-	135	-
4590 - Travel	-	-	50	50	50
4600 - Misc Contractual Expense	16	4	125	425	375
4670 - Communication Expenses	638	21	1,125	1,125	40
4690 - Maintenance	-	154	-	-	-
4750 - Intra-County Charges	-	368	400	400	400
8010 - Social Security/FICA	9,568	12,365	15,270	15,270	10,242
Division Total	206,345	247,573	296,534	296,534	236,043

GENERAL FUND

Department 4010 Public Health
 Division 2204 Health Education

REVENUES

<u>Account</u>	<u>2015 Actual</u>	<u>2016 Actual</u>	<u>2017 Adopted Budget</u>	<u>2017 Amended Budget</u>	<u>2018 Executive Recommendation</u>
3300 - State Aid	(5,062)	34,180	123,177	123,177	20,357
Division Total	<u>(5,062)</u>	<u>34,180</u>	<u>123,177</u>	<u>123,177</u>	<u>20,357</u>

Division 2205 Disease Control

EXPENSES

<u>Account</u>	<u>2015 Actual</u>	<u>2016 Actual</u>	<u>2017 Adopted Budget</u>	<u>2017 Amended Budget</u>	<u>2018 Executive Recommendation</u>
4000 - Supplies	1,186	3,394	13,000	13,000	13,000
4600 - Misc Contractual Expense	14	125	15	90	15
4670 - Communication Expenses	1,617	281	3,373	3,373	656
Division Total	<u>2,818</u>	<u>3,800</u>	<u>16,388</u>	<u>16,463</u>	<u>13,671</u>

REVENUES

<u>Account</u>	<u>2015 Actual</u>	<u>2016 Actual</u>	<u>2017 Adopted Budget</u>	<u>2017 Amended Budget</u>	<u>2018 Executive Recommendation</u>
3120 - Departmental Income	907	3,115	2,835	2,835	2,000
3280 - Misc Local Sources	298	-	-	-	-
3300 - State Aid	251,308	390,538	4,197	4,197	349,223
Division Total	<u>252,513</u>	<u>393,652</u>	<u>7,032</u>	<u>7,032</u>	<u>351,223</u>

GENERAL FUND

Department 4010 Public Health
Division 2206 Lead Program

EXPENSES

<u>Account</u>	2015 <u>Actual</u>	2016 <u>Actual</u>	2017 <u>Adopted Budget</u>	2017 <u>Amended Budget</u>	2018 <u>Executive Recommendation</u>
4000 - Supplies	3,492	2,082	3,014	3,014	2,096
4300 - Professional Services	7,665	5,160	6,500	6,500	5,445
4580 - Conference Expenses	15	213	675	675	-
4590 - Travel	2	26	100	100	50
4600 - Misc Contractual Expense	755	663	1,320	1,320	900
4670 - Communication Expenses	150	-	-	-	-
4690 - Maintenance	2,880	2,916	2,917	2,917	2,917
4750 - Intra-County Charges	140	219	150	150	200
8010 - Social Security/FICA	1	2	-	-	-
Division Total	15,099	11,281	14,676	14,676	11,608

REVENUES

<u>Account</u>	2015 <u>Actual</u>	2016 <u>Actual</u>	2017 <u>Adopted Budget</u>	2017 <u>Amended Budget</u>	2018 <u>Executive Recommendation</u>
3300 - State Aid	51,537	75,581	50,746	50,746	50,746
3400 - Federal Aid	27,920	32,511	28,663	28,663	28,663
Division Total	79,457	108,093	79,409	79,409	79,409

Division 2207 Lead Prevention

EXPENSES

<u>Account</u>	2015 <u>Actual</u>	2016 <u>Actual</u>	2017 <u>Adopted Budget</u>	2017 <u>Amended Budget</u>	2018 <u>Executive Recommendation</u>
1300 - Regular Pay	49,710	81,862	114,733	114,733	59,273
1400 - Part Time Pay	4,027	-	5,268	-	-
1410 - Overtime Pay	-	-	1,351	1,351	1,368
4000 - Supplies	10,288	4,466	5,720	5,720	4,010
4300 - Professional Services	68,802	38,771	27,804	27,804	23,627
4580 - Conference Expenses	285	2,747	1,810	1,810	950
4590 - Travel	87	13	100	100	100
4600 - Misc Contractual Expense	3,010	3,821	5,770	5,770	4,690
4670 - Communication Expenses	190	-	560	560	40
4690 - Maintenance	2,942	36	2,917	5,797	2,917
4750 - Intra-County Charges	88	301	830	830	500
8010 - Social Security/FICA	3,804	5,749	9,283	9,283	4,639
Division Total	143,231	137,767	176,146	173,758	102,114

GENERAL FUND

Department 4010 Public Health
Division 2207 Lead Prevention

REVENUES

<u>Account</u>	2015 Actual	2016 Actual	2017 Adopted Budget	2017 Amended Budget	2018 Executive Recommendation
3300 - State Aid	252,186	236,187	281,722	281,722	281,722
Division Total	<u>252,186</u>	<u>236,187</u>	<u>281,722</u>	<u>281,722</u>	<u>281,722</u>

Division 2208 STD Program

EXPENSES

<u>Account</u>	2015 Actual	2016 Actual	2017 Adopted Budget	2017 Amended Budget	2018 Executive Recommendation
1300 - Regular Pay	15,653	8,378	-	12,000	-
1400 - Part Time Pay	19,208	12,482	24,831	24,831	25,311
1410 - Overtime Pay	10,187	4,332	25,372	13,372	19,351
4000 - Supplies	1,861	3,066	12,200	12,200	4,200
4200 - Building Maint & Repair	1,185	2,253	1,770	1,901	1,907
4300 - Professional Services	4,648	3,206	7,111	7,111	2,500
4570 - Leases/Rental	12,251	12,251	12,507	12,507	2,619
4590 - Travel	700	930	1,950	1,950	1,000
4600 - Misc Contractual Expense	272	343	300	300	500
4670 - Communication Expenses	194	-	370	370	5
4750 - Intra-County Charges	70	3	150	150	150
8010 - Social Security/FICA	3,382	1,895	3,841	3,841	3,417
Division Total	<u>69,612</u>	<u>49,140</u>	<u>90,402</u>	<u>90,533</u>	<u>60,960</u>

REVENUES

<u>Account</u>	2015 Actual	2016 Actual	2017 Adopted Budget	2017 Amended Budget	2018 Executive Recommendation
3300 - State Aid	64,403	77,209	30,406	30,406	79,421
Division Total	<u>64,403</u>	<u>77,209</u>	<u>30,406</u>	<u>30,406</u>	<u>79,421</u>

GENERAL FUND

Department 4010 Public Health
Division 2210 IAP Grant

EXPENSES

<u>Account</u>	2015 <u>Actual</u>	2016 <u>Actual</u>	2017 Adopted <u>Budget</u>	2017 Amended <u>Budget</u>	2018 Executive <u>Recommendation</u>
2300 - Other Equipment	1,215	-	-	-	-
4000 - Supplies	6,636	7,848	5,433	7,314	6,740
4300 - Professional Services	11,860	6,072	9,480	9,480	9,000
4580 - Conference Expenses	15	25	150	150	100
4590 - Travel	30	7	50	50	100
4600 - Misc Contractual Expense	28	-	100	100	150
4670 - Communication Expenses	1,106	968	953	953	576
4750 - Intra-County Charges	750	293	1,000	1,000	500
 Division Total	<u>21,641</u>	<u>15,212</u>	<u>17,166</u>	<u>19,047</u>	<u>17,166</u>

REVENUES

<u>Account</u>	2015 <u>Actual</u>	2016 <u>Actual</u>	2017 Adopted <u>Budget</u>	2017 Amended <u>Budget</u>	2018 Executive <u>Recommendation</u>
3300 - State Aid	63,091	47,292	64,785	64,785	64,785
3400 - Federal Aid	25,769	19,316	26,462	26,462	26,462
 Division Total	<u>88,860</u>	<u>66,608</u>	<u>91,247</u>	<u>91,247</u>	<u>91,247</u>

Division 2211 ICHAP Grant

EXPENSES

<u>Account</u>	2015 <u>Actual</u>	2016 <u>Actual</u>	2017 Adopted <u>Budget</u>	2017 Amended <u>Budget</u>	2018 Executive <u>Recommendation</u>
4000 - Supplies	-	52	-	-	-
4600 - Misc Contractual Expense	126	112	100	100	100
4750 - Intra-County Charges	77	-	50	50	50
 Division Total	<u>202</u>	<u>164</u>	<u>150</u>	<u>150</u>	<u>150</u>

GENERAL FUND

Department 4010 Public Health

Division 2211 ICHAP Grant

REVENUES

<u>Account</u>	2015 <u>Actual</u>	2016 <u>Actual</u>	2017 <u>Adopted Budget</u>	2017 <u>Amended Budget</u>	2018 <u>Executive Recommendation</u>
3600 - Intra-fund Revenues	30,431	31,406	29,000	29,000	29,000
Division Total	<u>30,431</u>	<u>31,406</u>	<u>29,000</u>	<u>29,000</u>	<u>29,000</u>

Division 2212 PHC

EXPENSES

<u>Account</u>	2015 <u>Actual</u>	2016 <u>Actual</u>	2017 <u>Adopted Budget</u>	2017 <u>Amended Budget</u>	2018 <u>Executive Recommendation</u>
1300 - Regular Pay	44,286	45,380	45,773	45,773	45,949
1410 - Overtime Pay	-	-	283	283	283
4000 - Supplies	863	12	263	263	36
4300 - Professional Services	-	-	4,000	4,000	-
4580 - Conference Expenses	290	295	300	300	300
4590 - Travel	10	-	130	130	-
4600 - Misc Contractual Expense	214	28	170	170	61
4670 - Communication Expenses	100	-	350	350	-
4750 - Intra-County Charges	54	11	50	50	50
8010 - Social Security/FICA	3,322	3,402	3,523	3,523	3,537
Division Total	<u>49,139</u>	<u>49,127</u>	<u>54,842</u>	<u>54,842</u>	<u>50,216</u>

REVENUES

<u>Account</u>	2015 <u>Actual</u>	2016 <u>Actual</u>	2017 <u>Adopted Budget</u>	2017 <u>Amended Budget</u>	2018 <u>Executive Recommendation</u>
3300 - State Aid	24,082	32,739	25,929	25,929	32,973
3400 - Federal Aid	26,611	23,407	27,512	27,512	28,863
Division Total	<u>50,693</u>	<u>56,146</u>	<u>53,441</u>	<u>53,441</u>	<u>61,836</u>

GENERAL FUND

Department 4010 Public Health

Division 2213 Special Grants

EXPENSES

<u>Account</u>	2015 <u>Actual</u>	2016 <u>Actual</u>	2017 <u>Adopted Budget</u>	2017 <u>Amended Budget</u>	2018 <u>Executive Recommendation</u>
4000 - Supplies	47	-	-	-	-
Division Total	<u>47</u>	<u>-</u>	<u>-</u>	<u>-</u>	<u>-</u>

REVENUES

<u>Account</u>	2015 <u>Actual</u>	2016 <u>Actual</u>	2017 <u>Adopted Budget</u>	2017 <u>Amended Budget</u>	2018 <u>Executive Recommendation</u>
3120 - Departmental Income	6,516	-	-	-	-
Division Total	<u>6,516</u>	<u>-</u>	<u>-</u>	<u>-</u>	<u>-</u>

Division 2214 Water Programs

EXPENSES

<u>Account</u>	2015 <u>Actual</u>	2016 <u>Actual</u>	2017 <u>Adopted Budget</u>	2017 <u>Amended Budget</u>	2018 <u>Executive Recommendation</u>
1300 - Regular Pay	171,276	175,330	174,915	174,915	177,352
1410 - Overtime Pay	189	96	-	-	-
4000 - Supplies	1,078	883	3,100	2,975	1,100
4590 - Travel	26	5	100	100	100
4600 - Misc Contractual Expense	48	203	100	225	50,200
4670 - Communication Expenses	441	-	1,400	1,400	50
4690 - Maintenance	699	196	1,600	1,600	1,000
4750 - Intra-County Charges	-	4	100	100	50
8010 - Social Security/FICA	12,573	12,804	13,381	13,381	13,567
Division Total	<u>186,330</u>	<u>189,522</u>	<u>194,696</u>	<u>194,696</u>	<u>243,419</u>

GENERAL FUND

Department 4010 Public Health
Division 2214 Water Programs

REVENUES

<u>Account</u>	2015 Actual	2016 Actual	2017 Adopted Budget	2017 Amended Budget	2018 Executive Recommendation
3300 - State Aid	283,135	378,387	203,801	203,801	376,082
Division Total	283,135	378,387	203,801	203,801	376,082

Division 2215 Environmental Health Services

EXPENSES

<u>Account</u>	2015 Actual	2016 Actual	2017 Adopted Budget	2017 Amended Budget	2018 Executive Recommendation
1300 - Regular Pay	978,784	991,706	959,769	959,769	972,486
1400 - Part Time Pay	38,689	44,063	47,412	52,680	52,680
1410 - Overtime Pay	8,646	6,425	15,129	15,129	15,129
1420 - Contractual Pays	3,500	3,500	3,500	3,500	3,500
4000 - Supplies	12,976	11,384	13,100	13,100	12,700
4300 - Professional Services	25,102	35,828	85,750	89,500	91,500
4580 - Conference Expenses	480	190	150	150	200
4590 - Travel	1,670	1,087	2,000	2,000	1,500
4600 - Misc Contractual Expense	13,048	13,900	6,715	6,715	7,215
4670 - Communication Expenses	4,706	1,096	13,001	13,001	1,841
4690 - Maintenance	4,732	5,939	9,000	4,520	6,020
4750 - Intra-County Charges	169	258	250	250	250
8010 - Social Security/FICA	76,129	76,889	78,474	78,474	79,850
Division Total	1,168,631	1,192,263	1,234,250	1,238,788	1,244,871

REVENUES

<u>Account</u>	2015 Actual	2016 Actual	2017 Adopted Budget	2017 Amended Budget	2018 Executive Recommendation
3120 - Departmental Income	335,747	33,593	30,600	30,600	30,600
3200 - Intergovernmental Charges	1,080	840	-	-	-
3250 - Licenses and Permits	88,585	413,305	419,400	419,400	419,400
3260 - Fines & Forfeitures	750	1,750	-	-	-
3300 - State Aid	121,002	127,990	387,298	387,298	152,964
Division Total	547,164	577,478	837,298	837,298	602,964

GENERAL FUND

Department 4010 Public Health
Division 2216 Rabies Program

EXPENSES

<u>Account</u>	2015 <u>Actual</u>	2016 <u>Actual</u>	2017 <u>Adopted Budget</u>	2017 <u>Amended Budget</u>	2018 <u>Executive Recommendation</u>
4000 - Supplies	11	-	-	-	10
4300 - Professional Services	44,083	50,839	64,890	64,890	62,640
4590 - Travel	29	11	150	150	30
4600 - Misc Contractual Expense	509	551	400	400	550
4670 - Communication Expenses	207	455	421	421	421
Division Total	44,839	51,855	65,861	65,861	63,651

REVENUES

<u>Account</u>	2015 <u>Actual</u>	2016 <u>Actual</u>	2017 <u>Adopted Budget</u>	2017 <u>Amended Budget</u>	2018 <u>Executive Recommendation</u>
3300 - State Aid	70,394	71,551	48,107	48,107	67,625
Division Total	70,394	71,551	48,107	48,107	67,625

Division 2218 Environmental Grants

EXPENSES

<u>Account</u>	2015 <u>Actual</u>	2016 <u>Actual</u>	2017 <u>Adopted Budget</u>	2017 <u>Amended Budget</u>	2018 <u>Executive Recommendation</u>
1400 - Part Time Pay	2,523	2,350	5,039	5,039	5,058
4000 - Supplies	2,499	2,821	3,080	3,080	3,180
4300 - Professional Services	4,200	4,500	5,500	5,500	5,500
4590 - Travel	-	-	100	100	50
4600 - Misc Contractual Expense	-	-	50	50	50
4750 - Intra-County Charges	-	-	100	100	50
8010 - Social Security/FICA	193	180	385	385	387
Division Total	9,415	9,851	14,254	14,254	14,275

GENERAL FUND

Department 4010 Public Health
 Division 2218 Environmental Grants

REVENUES

<u>Account</u>	2015 Actual	2016 Actual	2017 Adopted Budget	2017 Amended Budget	2018 Executive Recommendation
3200 - Intergovernmental Charges	9,505	16,735	11,950	11,950	11,950
3300 - State Aid	35,324	56,067	62,999	62,999	63,620
Division Total	44,830	72,802	74,949	74,949	75,570

Division 2220 Public Health Preparedness

EXPENSES

<u>Account</u>	2015 Actual	2016 Actual	2017 Adopted Budget	2017 Amended Budget	2018 Executive Recommendation
1300 - Regular Pay	127,756	130,971	130,494	130,494	132,678
1410 - Overtime Pay	-	271	-	-	-
4000 - Supplies	729	676	600	600	50
4580 - Conference Expenses	-	-	-	-	-
4590 - Travel	50	182	300	300	-
4600 - Misc Contractual Expense	96	224	435	435	-
4670 - Communication Expenses	970	616	1,080	1,168	1,050
4690 - Maintenance	2,957	2,649	4,836	4,836	2,649
4750 - Intra-County Charges	-	150	-	-	-
8010 - Social Security/FICA	114	120	50	50	-
8060 - Employee Payments	9,446	9,648	9,983	9,983	10,150
Division Total	142,118	145,506	147,778	147,866	146,577

GENERAL FUND

Department 4010 Public Health
 Division 2220 Public Health Preparedness

REVENUES

<u>Account</u>	2015 Actual	2016 Actual	2017 Adopted Budget	2017 Amended Budget	2018 Executive Recommendation
3300 - State Aid	76,247	93,334	-	-	90,603
3400 - Federal Aid	212,974	206,464	171,722	171,722	115,472
Division Total	289,221	299,797	171,722	171,722	206,075
Department Expense Total	4,942,467	5,332,320	5,979,264	5,996,649	5,629,001
Department Revenue Total	2,387,968	2,993,792	2,895,488	2,895,488	2,888,672

DEPARTMENT POSITION SUMMARY

<u>Title</u>	<u># of Positions</u>	<u>Total Salary</u>
ACCOUNTANT	1	49,282
AST DIR OF PATIENT SERVICES	1	80,187
AST PUBLIC HEALTH ENGINEER	2	147,170
COMMISSIONER OF HEALTH	1	162,384
COORD PHYSICAL HANDCPPD CHLDRN	1	45,949
DATABASE CLERK/TYPIST	2	56,649
DEP DIR AD	1	78,540
DIR COMM HEALTH RELATIONS	1	68,027
DIR ENVIRONMENTAL SVRCS	1	100,662
DIR PATIENT SERVICES	1	91,624
ENVIRONMENTAL HEALTH MANAGER	3	217,596
EVL ANL II	1	56,179
FISCAL OFFICER	1	71,637
JUNIOR ACCOUNTANT	1	50,992
MED BIL CD	1	69,787
PUBLIC HEALTH EDUCATION COORD	3	181,704
PUBLIC HEALTH NURSE	7	404,545
PUBLIC HEALTH SANITARIAN	5	284,729
PUBLIC HEALTH TECHNICIAN	1	41,655
PRINCIPAL MACHINE OPERATOR	1	51,978
PRINCIPAL TRANS TYPIST	1	46,808
RECEPTIONIST	1	27,496
REGISTERED NURSE (HEALTH DEPT)	1	52,401
SEC COMMISSIONER HEALTH	1	69,551
SR ACCOUNT CLERK/TYPIST	2	77,081
SR PUBLIC HEALTH SANITARIAN	4	249,368
SR TYPIST	4	149,294
SUPV PUBLIC HEALTH NURSE	3	210,066
Total Benefited Positions	53	3,193,341

GENERAL FUND

Department 4082 WIC Program

Division 2250 WIC Program

EXPENSES

<u>Account</u>	2015 Actual	2016 Actual	2017 Adopted Budget	2017 Amended Budget	2018 Executive Recommendation
1300 - Regular Pay	407,383	380,753	450,205	450,205	441,046
1400 - Part Time Pay	14,340	14,665	15,308	15,308	15,368
1410 - Overtime Pay	547	195	1,127	1,127	560
2000 - Office Equipment	-	-	4,500	-	-
4000 - Supplies	6,636	8,198	11,020	15,520	14,914
4200 - Building Maint & Repair	2,202	4,183	3,288	3,532	3,541
4510 - Insurance	3,362	3,351	3,500	3,500	3,500
4570 - Leases/Rental	27,553	27,553	28,027	29,615	13,641
4580 - Conference Expenses	1,528	2,580	3,000	2,212	2,000
4590 - Travel	2,366	881	2,180	1,780	2,280
4600 - Misc Contractual Expense	1,864	857	1,950	1,550	8,181
4670 - Communication Expenses	3,712	1,315	5,000	5,000	1,480
4690 - Maintenance	229	873	1,480	1,480	900
4750 - Intra-County Charges	498	917	800	800	-
8000 - Retirement	73,689	62,959	72,288	72,288	68,039
8010 - Social Security/FICA	31,539	29,191	35,698	35,698	34,959
8020 - Health Insurance	124,644	159,231	176,060	176,060	181,859
Division Total	702,092	697,704	815,431	815,675	792,268

REVENUES

<u>Account</u>	2015 Actual	2016 Actual	2017 Adopted Budget	2017 Amended Budget	2018 Executive Recommendation
3280 - Misc Local Sources	112	-	-	-	-
3400 - Federal Aid	774,027	654,398	753,092	753,092	792,268
Division Total	774,139	654,398	753,092	753,092	792,268

Department Expense Total 702,092 697,704 815,431 815,675 792,268

Department Revenue Total 774,139 654,398 753,092 753,092 792,268

DEPARTMENT POSITION SUMMARY

<u>Title</u>	<u># of Positions</u>	<u>Total Salary</u>
ADMINISTRATIVE AIDE	1	42,386
CLERK	4	131,214
REGISTERED NURSE (HEALTH DEPT)	2	109,967
SR WIC PRGM NUTRITIONIST	2	101,992
WIC PROGRAM COORDINATOR	1	55,487
Total Benefited Positions	10	441,046

GENERAL FUND

Department 4230 Narcotics Addiction Ctrl Service
 Division 2270 Contracted OASAS Services

EXPENSES

<u>Account</u>	2015 Actual	2016 Actual	2017 Adopted Budget	2017 Amended Budget	2018 Executive Recommendation
4600 - Misc Contractual Expense	946,333	1,090,908	1,106,163	1,180,162	1,156,166
Division Total	946,333	1,090,908	1,106,163	1,180,162	1,156,166

REVENUES

<u>Account</u>	2015 Actual	2016 Actual	2017 Adopted Budget	2017 Amended Budget	2018 Executive Recommendation
3300 - State Aid	132,729	118,999	165,882	165,882	165,788
3400 - Federal Aid	590,133	683,550	730,642	730,642	730,738
Division Total	722,862	802,549	896,524	896,524	896,526

Department Expense Total	946,333	1,090,908	1,106,163	1,180,162	1,156,166
Department Revenue Total	722,862	802,549	896,524	896,524	896,526

GENERAL FUND

Department 4310 Mental Health Administration

Division 2290 Mental Health Administration

EXPENSES

<u>Account</u>	2015 Actual	2016 Actual	2017 Adopted Budget	2017 Amended Budget	2018 Executive Recommendation
1300 - Regular Pay	993,848	763,087	912,967	906,576	889,609
1400 - Part Time Pay	-	5,038	-	-	-
1420 - Contractual Pays	25,582	19,954	19,973	19,973	11,973
4000 - Supplies	2,847	2,617	3,000	2,834	4,100
4300 - Professional Services	52,973	58,462	109,000	120,196	75,858
4580 - Conference Expenses	356	340	800	800	800
4590 - Travel	102	98	500	500	100
4600 - Misc Contractual Expense	5,896	6,165	6,429	6,429	6,723
4690 - Maintenance	-	170	-	166	-
8000 - Retirement	175,246	128,193	149,426	149,426	138,908
8010 - Social Security/FICA	75,344	59,127	71,370	71,370	68,971
8020 - Health Insurance	525,339	690,728	475,362	475,362	218,230
Division Total	1,857,533	1,733,979	1,748,827	1,753,632	1,415,272

REVENUES

<u>Account</u>	2015 Actual	2016 Actual	2017 Adopted Budget	2017 Amended Budget	2018 Executive Recommendation
3120 - Departmental Income	15	-	-	-	-
3300 - State Aid	419,113	459,443	517,683	517,683	452,647
3400 - Federal Aid	189,534	81,647	206,956	206,956	222,514
3600 - Intra-fund Revenues	12,692	13,436	13,414	13,414	-
Division Total	621,354	554,526	738,053	738,053	675,161

Department Expense Total	1,857,533	1,733,979	1,748,827	1,753,632	1,415,272
Department Revenue Total	621,354	554,526	738,053	738,053	675,161

GENERAL FUND

Department 4310 Mental Health Administration

DEPARTMENT POSITION SUMMARY

<u>Title</u>	<u># of Positions</u>	<u>Total Salary</u>
ACCOUNTANT	1	57,496
ADMINISTRATIVE SPEC	1	46,803
ADMINISTRATIVE ASSISTANT/TYP	1	57,441
ASST MH SYS SPEC	1	57,258
DEP COMM OF MENTAL HEALTH	1	91,624
LGU PRG SU	1	79,073
MENTAL HEALTH SPEC PROG SUPV	1	94,879
MH SYS SPEC	1	67,324
MH SYS SPEC ADULT SERV	1	77,063
MH SYS SPEC CHILD SRVS	1	73,500
SR ACCOUNT CLERK	1	39,596
SR CASE MANAGER	1	64,895
Total Benefited Positions	<u>12</u>	<u>806,952</u>

GENERAL FUND

Department 4320 Mental Health Programs
 Division 2298 Emergency Psych Services

EXPENSES

<u>Account</u>	2015 <u>Actual</u>	2016 <u>Actual</u>	2017 <u>Adopted Budget</u>	2017 <u>Amended Budget</u>	2018 <u>Executive Recommendation</u>
4600 - Misc Contractual Expense	2,350	6,112	8,000	10,150	8,000
Division Total	2,350	6,112	8,000	10,150	8,000

Division 2299 Kingston Clinic

EXPENSES

<u>Account</u>	2015 <u>Actual</u>	2016 <u>Actual</u>	2017 <u>Adopted Budget</u>	2017 <u>Amended Budget</u>	2018 <u>Executive Recommendation</u>
1300 - Regular Pay	1,291,760	1,136,840	1,068,840	973,245	962,072
1420 - Contractual Pays	6,500	8,000	8,000	8,000	8,000
4300 - Professional Services	-	-	5,000	5,000	5,000
4590 - Travel	30	2	-	-	-
4600 - Misc Contractual Expense	99	36	100	100	1,000
8000 - Retirement	250,967	201,368	194,688	194,688	174,437
8010 - Social Security/FICA	82,235	74,700	82,378	82,378	74,211
8020 - Health Insurance	-	-	-	-	254,601
Division Total	1,631,590	1,420,946	1,359,006	1,263,411	1,479,321

REVENUES

<u>Account</u>	2015 <u>Actual</u>	2016 <u>Actual</u>	2017 <u>Adopted Budget</u>	2017 <u>Amended Budget</u>	2018 <u>Executive Recommendation</u>
3300 - State Aid	(235,967)	-	-	-	-
Division Total	(235,967)	-	-	-	-

GENERAL FUND

Department 4320 Mental Health Programs
 Division 2300 Assisted Out-Patient Treatment

EXPENSES

<u>Account</u>	2015 Actual	2016 Actual	2017 Adopted Budget	2017 Amended Budget	2018 Executive Recommendation
1300 - Regular Pay	120,547	50,978	99,049	105,440	122,311
8010 - Social Security/FICA	8,255	2,924	7,577	7,577	9,357
Division Total	128,802	53,902	106,626	113,017	131,668

Division 2304 Family Court Evaluations

EXPENSES

<u>Account</u>	2015 Actual	2016 Actual	2017 Adopted Budget	2017 Amended Budget	2018 Executive Recommendation
1300 - Regular Pay	38,487	39,533	39,644	39,644	39,796
4000 - Supplies	1,605	865	2,000	2,000	1,600
4300 - Professional Services	18,820	23,325	40,875	40,875	55,950
4600 - Misc Contractual Expense	89	99	100	100	100
8010 - Social Security/FICA	2,898	2,970	3,033	3,033	3,044
Division Total	61,899	66,792	85,652	85,652	100,490

REVENUES

<u>Account</u>	2015 Actual	2016 Actual	2017 Adopted Budget	2017 Amended Budget	2018 Executive Recommendation
3120 - Departmental Income	4,543	6,428	6,000	6,000	6,000
Division Total	4,543	6,428	6,000	6,000	6,000

GENERAL FUND

Department 4320 Mental Health Programs

Department Expense Total	1,824,641	1,547,751	1,559,284	1,472,230	1,719,479
Department Revenue Total	(231,425)	6,428	6,000	6,000	6,000

DEPARTMENT POSITION SUMMARY

<u>Title</u>	<u># of Positions</u>	<u>Total Salary</u>
CL RISK MANAGER	1	94,060
MENTAL HEALTH SPEC CLIN SUPV	2	151,367
MENTAL HEALTH SPEC UNIT LEADER	1	92,430
MENTAL HEALTH SPECIALIST	6	393,993
PSYCHOLOGIST III	1	56,616
SR MENTAL HEALTH NURSE	1	56,692
STAFF PSYCHIATRIST	1	69,831
SUPV PSYCHIATRIST	1	230,515
 Total Benefited Positions	 <u>14</u>	 <u>1,145,504</u>

GENERAL FUND

Department 4322 Contracted Mental Health Service
 Division 2320 Contracted OMH & OMRDD Services

EXPENSES

<u>Account</u>	2015 Actual	2016 Actual	2017 Adopted Budget	2017 Amended Budget	2018 Executive Recommendation
4600 - Misc Contractual Expense	7,295,473	7,132,033	7,884,219	8,669,806	8,208,531
Division Total	7,295,473	7,132,033	7,884,219	8,669,806	8,208,531

REVENUES

<u>Account</u>	2015 Actual	2016 Actual	2017 Adopted Budget	2017 Amended Budget	2018 Executive Recommendation
3300 - State Aid	5,608,948	6,643,275	6,723,689	6,786,902	6,819,012
Division Total	5,608,948	6,643,275	6,723,689	6,786,902	6,819,012

Department Expense Total	7,295,473	7,132,033	7,884,219	8,669,806	8,208,531
Department Revenue Total	5,608,948	6,643,275	6,723,689	6,786,902	6,819,012

GENERAL FUND

Department 4390 Psychiatric Exp Criminal Actions
Division 2355 Criminal Court Order

EXPENSES

<u>Account</u>	<u>2015 Actual</u>	<u>2016 Actual</u>	<u>2017 Adopted Budget</u>	<u>2017 Amended Budget</u>	<u>2018 Executive Recommendation</u>
4300 - Professional Services	146,434	307,046	300,000	300,000	300,000
Division Total	<u>146,434</u>	<u>307,046</u>	<u>300,000</u>	<u>300,000</u>	<u>300,000</u>
Department Expense Total	146,434	307,046	300,000	300,000	300,000

GENERAL FUND

Department 5630 Bus Operations
Division 5901 UCAT

EXPENSES

<u>Account</u>	2015 <u>Actual</u>	2016 <u>Actual</u>	2017 <u>Adopted Budget</u>	2017 <u>Amended Budget</u>	2018 <u>Executive Recommendation</u>
1300 - Regular Pay	2,064,048	2,176,524	1,932,738	1,932,738	1,947,011
1400 - Part Time Pay	299,787	262,820	240,000	240,000	284,889
1410 - Overtime Pay	59,063	43,552	60,000	60,000	55,000
1420 - Contractual Pays	68,782	75,542	67,112	63,612	66,653
2000 - Office Equipment	-	2,992	-	1,150	-
2100 - Vehicles	864,340	145,791	-	1,035,648	-
2200 - Computer Equipment	12,908	15,957	13,000	31,092	10,000
2300 - Other Equipment	24,992	431	-	-	-
4000 - Supplies	576,301	563,672	649,450	624,223	594,850
4200 - Building Maint & Repair	21,701	11,430	8,650	11,050	11,650
4300 - Professional Services	26,356	18,099	25,000	35,450	30,500
4570 - Leases/Rental	237	229	350	350	350
4580 - Conference Expenses	6,569	9,152	6,500	6,500	6,500
4590 - Travel	16,997	18,366	20,000	5,000	5,000
4600 - Misc Contractual Expense	85,671	216,483	177,795	190,395	389,350
4670 - Communication Expenses	22,267	22,267	24,000	24,000	24,000
4690 - Maintenance	115,276	157,137	87,950	221,580	211,068
8000 - Retirement	444,706	432,434	395,956	395,956	390,044
8010 - Social Security/FICA	180,724	188,063	175,939	175,939	180,047
8020 - Health Insurance	598,338	675,369	880,299	870,299	909,292
8060 - Employee Payments	875	875	875	875	875
Division Total	5,489,938	5,037,187	4,765,614	5,925,857	5,117,079

REVENUES

<u>Account</u>	2015 <u>Actual</u>	2016 <u>Actual</u>	2017 <u>Adopted Budget</u>	2017 <u>Amended Budget</u>	2018 <u>Executive Recommendation</u>
3120 - Departmental Income	410,247	391,371	412,000	412,000	414,000
3200 - Intergovernmental Charges	30,483	27,580	63,100	63,100	40,000
3270 - Sale of Property	700	4,645	11,000	11,000	11,000
3280 - Misc Local Sources	788	-	-	-	-
3300 - State Aid	1,705,298	3,015,797	1,390,172	1,390,172	1,487,962
3400 - Federal Aid	2,243,508	1,354,280	1,272,000	1,272,000	1,103,699
3600 - Intra-fund Revenues	87,757	95,380	75,000	75,000	75,000
Division Total	4,478,781	4,889,053	3,223,272	3,223,272	3,131,661

GENERAL FUND

Department 5630 Bus Operations

Division 5902 Bus Operations

EXPENSES

<u>Account</u>	2015 <u>Actual</u>	2016 <u>Actual</u>	2017 <u>Adopted Budget</u>	2017 <u>Amended Budget</u>	2018 <u>Executive Recommendation</u>
4600 - Misc Contractual Expense	1,322,526	2,404,988	1,350,000	1,350,000	-
Division Total	<u>1,322,526</u>	<u>2,404,988</u>	<u>1,350,000</u>	<u>1,350,000</u>	<u>-</u>

REVENUES

<u>Account</u>	2015 <u>Actual</u>	2016 <u>Actual</u>	2017 <u>Adopted Budget</u>	2017 <u>Amended Budget</u>	2018 <u>Executive Recommendation</u>
3300 - State Aid	1,328,730	2,469,351	1,350,000	1,350,000	-
Division Total	<u>1,328,730</u>	<u>2,469,351</u>	<u>1,350,000</u>	<u>1,350,000</u>	<u>-</u>

Division 5903 Regional Links

EXPENSES

<u>Account</u>	2015 <u>Actual</u>	2016 <u>Actual</u>	2017 <u>Adopted Budget</u>	2017 <u>Amended Budget</u>	2018 <u>Executive Recommendation</u>
1300 - Regular Pay	-	5,467	301,105	301,105	296,095
1400 - Part Time Pay	-	-	106,314	88,314	53,157
1410 - Overtime Pay	-	26	2,500	5,500	3,000
1420 - Contractual Pays	-	312	16,541	16,541	16,892
4000 - Supplies	-	-	107,500	119,500	117,000
4300 - Professional Services	-	-	550	1,350	1,500
4510 - Insurance	-	-	11,000	11,000	11,000
4590 - Travel	-	-	20,000	25,000	25,000
4600 - Misc Contractual Expense	-	-	2,400	1,400	2,400
4670 - Communication Expenses	-	-	2,050	2,050	2,050
4690 - Maintenance	-	-	2,500	3,500	3,000
8010 - Social Security/FICA	100	411	32,624	32,624	28,240
Division Total	<u>100</u>	<u>6,216</u>	<u>605,084</u>	<u>607,884</u>	<u>559,334</u>

GENERAL FUND

Department 5630 Bus Operations

Division 5903 Regional Links

REVENUES

<u>Account</u>	2015 Actual	2016 Actual	2017 Adopted Budget	2017 Amended Budget	2018 Executive Recommendation
3120 - Departmental Income	-	-	105,000	105,000	105,000
3300 - State Aid	-	-	340,000	340,000	500,000
Division Total	-	-	445,000	445,000	605,000

Division 5904 Municipal Transit

EXPENSES

<u>Account</u>	2015 Actual	2016 Actual	2017 Adopted Budget	2017 Amended Budget	2018 Executive Recommendation
1300 - Regular Pay	78,705	87,077	86,098	86,098	87,582
1400 - Part Time Pay	(1,069)	30,188	16,315	34,315	35,438
1410 - Overtime Pay	2,686	1,325	2,000	2,000	2,000
1420 - Contractual Pays	3,722	4,021	4,052	4,052	4,183
4000 - Supplies	9,430	6,563	12,250	12,250	12,100
4300 - Professional Services	330	450	500	500	500
4670 - Communication Expenses	689	689	1,400	1,400	1,400
4690 - Maintenance	1,478	363	3,700	3,700	3,700
8010 - Social Security/FICA	9,522	9,302	8,298	8,298	9,884
Division Total	105,492	139,977	134,613	152,613	156,787

GENERAL FUND

Department 5630 Bus Operations
 Division 5904 Municipal Transit

REVENUES

<u>Account</u>	2015 Actual	2016 Actual	2017 Adopted Budget	2017 Amended Budget	2018 Executive Recommendation
3120 - Departmental Income	15,971	15,215	16,000	16,000	16,000
3200 - Intergovernmental Charges	90,130	86,923	82,000	82,000	82,000
3300 - State Aid	56,000	66,000	50,000	50,000	50,000
3400 - Federal Aid	-	-	30,000	30,000	-
3600 - Intra-fund Revenues	68	34	-	-	-
Division Total	162,169	168,172	178,000	178,000	148,000

Department Expense Total	6,918,056	7,588,368	6,855,311	8,036,354	5,833,200
Department Revenue Total	5,969,680	7,526,577	5,196,272	5,196,272	3,884,661

DEPARTMENT POSITION SUMMARY

<u>Title</u>	<u># of Positions</u>	<u>Total Salary</u>
ACCOUNT CLERK/TYPIST	1	35,105
ADMINISTRATIVE AIDE/TYPIST	1	49,360
AUTOMOTIVE MECHANIC II	4	185,752
BUS DISPATCHER	1	45,748
BUS DRIVER	28	1,226,475
BUS DRIVER DISPATCHER	4	173,843
DEP DIR OF PUB TRANSPORTATION	1	63,747
DIR OF PUBLIC TRANSPORTATION	1	79,156
LEAD AUTOMOTIVE MECHANIC	2	109,654
PUB TRNS DISPATCHER TRAINER	1	49,360
PUB TRNS GRTS & PROCURMNT SPEC	1	61,721
PUB TRNS MTCE & SAFETY CRD	1	60,341
PUBLIC TRANSIT COORDINATOR	1	60,803
SR BUS DISPATCHER	2	89,659
TRANSPORTATION COORD AST	1	39,964
Total Benefited Positions	50	2,330,688

GENERAL FUND

Department 5650 Off Street Parking
 Division 5930 Off Street Parking

EXPENSES

<u>Account</u>	2015 Actual	2016 Actual	2017 Adopted Budget	2017 Amended Budget	2018 Executive Recommendation
1400 - Part Time Pay	38,806	39,376	38,695	38,695	39,000
2300 - Other Equipment	8,700	-	5,000	3,990	3,500
4000 - Supplies	1,830	20	200	500	200
4200 - Building Maint & Repair	1,546	302	2,250	2,250	500
4690 - Maintenance	1,686	1,074	2,000	2,710	2,500
8010 - Social Security/FICA	2,969	3,012	2,960	2,960	2,984
Division Total	55,537	43,785	51,105	51,105	48,684

REVENUES

<u>Account</u>	2015 Actual	2016 Actual	2017 Adopted Budget	2017 Amended Budget	2018 Executive Recommendation
3120 - Departmental Income	36,593	37,078	35,000	35,000	37,000
3240 - Use of Money & Property	1,200	1,200	1,200	1,200	1,200
Division Total	37,793	38,278	36,200	36,200	38,200

Department Expense Total	55,537	43,785	51,105	51,105	48,684
Department Revenue Total	37,793	38,278	36,200	36,200	38,200

DEPARTMENT POSITION SUMMARY

<u>Title</u>	<u># of Positions</u>	<u>Total Salary</u>
Total Benefited Positions	-	-

GENERAL FUND

Department 6010 Social Services Administration
 Division 2600 DSS Admin

EXPENSES

<u>Account</u>	2015 <u>Actual</u>	2016 <u>Actual</u>	2017 <u>Adopted Budget</u>	2017 <u>Amended Budget</u>	2018 <u>Executive Recommendation</u>
1300 - Regular Pay	862,464	942,883	1,128,160	1,128,160	1,076,616
1410 - Overtime Pay	(655)	219	-	100	500
1420 - Contractual Pays	41,012	21,000	250,785	206,385	253,500
2000 - Office Equipment	569	8,324	13,000	13,000	13,000
2200 - Computer Equipment	-	1,750	10,000	11,288	25,000
4000 - Supplies	21,214	40,107	24,800	24,800	19,500
4200 - Building Maint & Repair	27,850	248,792	545,239	66,134	25,196
4300 - Professional Services	143,441	71,921	66,500	66,000	63,000
4510 - Insurance	139,033	162,467	145,000	145,000	185,000
4570 - Leases/Rental	18,771	64,722	80,660	80,660	76,584
4580 - Conference Expenses	5,843	3,950	6,000	6,000	5,000
4590 - Travel	3,660	4,622	4,200	4,200	4,800
4600 - Misc Contractual Expense	19,060	19,285	29,000	29,000	19,275
4670 - Communication Expenses	71,062	44,374	219,680	112,768	53,680
4690 - Maintenance	13,634	205	3,500	3,500	1,000
4750 - Intra-County Charges	111	246,798	500	480,500	496,579
8000 - Retirement	2,586,991	2,442,247	2,487,959	2,487,959	2,432,088
8010 - Social Security/FICA	81,426	72,218	105,489	105,489	101,792
8020 - Health Insurance	4,101,757	5,195,908	5,352,221	5,352,221	5,492,126
Division Total	8,137,243	9,591,793	10,472,693	10,323,164	10,344,236

REVENUES

<u>Account</u>	2015 <u>Actual</u>	2016 <u>Actual</u>	2017 <u>Adopted Budget</u>	2017 <u>Amended Budget</u>	2018 <u>Executive Recommendation</u>
3280 - Misc Local Sources	128,205	55,955	100,000	100,000	100,000
3300 - State Aid	8,123,357	10,514,670	9,068,677	9,188,677	9,212,572
3400 - Federal Aid	17,576,817	16,106,257	17,791,537	17,791,537	17,290,247
Division Total	25,828,379	26,676,882	26,960,214	27,080,214	26,602,819

GENERAL FUND

Department 6010 Social Services Administration
 Division 2601 DSS Admin Exempt

EXPENSES

<u>Account</u>	2015 <u>Actual</u>	2016 <u>Actual</u>	2017 <u>Adopted Budget</u>	2017 <u>Amended Budget</u>	2018 <u>Executive Recommendation</u>
4200 - Building Maint & Repair	405,987	-	-	-	-
4670 - Communication Expenses	4,680	-	-	-	-
Division Total	410,667	-	-	-	-

Division 2602 Child Support Admin IV-D

EXPENSES

<u>Account</u>	2015 <u>Actual</u>	2016 <u>Actual</u>	2017 <u>Adopted Budget</u>	2017 <u>Amended Budget</u>	2018 <u>Executive Recommendation</u>
1300 - Regular Pay	210,299	212,292	217,417	217,417	220,101
1410 - Overtime Pay	16,268	22,950	10,000	24,050	11,500
2000 - Office Equipment	-	-	-	4,000	-
4000 - Supplies	8,622	3,519	6,000	6,000	3,600
4200 - Building Maint & Repair	13,776	13,138	15,127	15,127	18,126
4300 - Professional Services	30,729	13,251	36,666	6,042	1,000
4570 - Leases/Rental	2,914	-	-	-	-
4580 - Conference Expenses	1,329	1,901	1,800	1,800	2,200
4590 - Travel	952	1,021	1,100	1,100	1,200
4600 - Misc Contractual Expense	9,127	8,183	4,260	4,260	9,288
4670 - Communication Expenses	662	120	-	500	550
4690 - Maintenance	327	-	-	-	-
4750 - Intra-County Charges	160	18,084	500	31,124	31,124
8010 - Social Security/FICA	17,004	18,281	17,397	17,397	17,717
Division Total	312,169	312,738	310,267	328,817	316,406

GENERAL FUND

Department 6010 Social Services Administration
 Division 2603 Child Support IV - D Collect

EXPENSES

<u>Account</u>	2015 <u>Actual</u>	2016 <u>Actual</u>	2017 Adopted <u>Budget</u>	2017 Amended <u>Budget</u>	2018 Executive <u>Recommendation</u>
1300 - Regular Pay	91,843	97,791	98,371	98,371	98,749
1410 - Overtime Pay	6,264	13,229	4,000	13,500	7,000
4000 - Supplies	20,049	26,909	33,000	33,000	28,000
4300 - Professional Services	-	13	-	-	-
4590 - Travel	173	140	200	200	200
8010 - Social Security/FICA	7,263	8,214	7,831	7,831	8,090
 Division Total	 <u>125,592</u>	 <u>146,296</u>	 <u>143,402</u>	 <u>152,902</u>	 <u>142,039</u>

Division 2604 Child Support Estab Paternity

EXPENSES

<u>Account</u>	2015 <u>Actual</u>	2016 <u>Actual</u>	2017 Adopted <u>Budget</u>	2017 Amended <u>Budget</u>	2018 Executive <u>Recommendation</u>
1300 - Regular Pay	215,206	207,307	243,093	237,093	245,786
1410 - Overtime Pay	11,047	20,037	5,000	21,100	10,000
1420 - Contractual Pays	2,265	-	-	700	-
4590 - Travel	-	13	-	100	50
4600 - Misc Contractual Expense	8,415	7,335	15,000	15,000	10,060
8010 - Social Security/FICA	16,843	16,787	18,979	18,979	19,568
 Division Total	 <u>253,776</u>	 <u>251,479</u>	 <u>282,072</u>	 <u>292,972</u>	 <u>285,464</u>

Division 2605 Child Support IV - D Estab Supp

EXPENSES

<u>Account</u>	2015 <u>Actual</u>	2016 <u>Actual</u>	2017 Adopted <u>Budget</u>	2017 Amended <u>Budget</u>	2018 Executive <u>Recommendation</u>
1300 - Regular Pay	271,110	318,869	332,669	303,969	329,064
1410 - Overtime Pay	11,374	25,137	5,000	20,700	13,000
4580 - Conference Expenses	-	39	-	50	100
4590 - Travel	209	146	500	500	400
8010 - Social Security/FICA	20,571	24,557	25,832	25,832	26,168
 Division Total	 <u>303,264</u>	 <u>368,749</u>	 <u>364,001</u>	 <u>351,051</u>	 <u>368,732</u>

GENERAL FUND

Department 6010 Social Services Administration
 Division 2606 Employment

EXPENSES

<u>Account</u>	2015 Actual	2016 Actual	2017 Adopted Budget	2017 Amended Budget	2018 Executive Recommendation
4200 - Building Maint & Repair	4,177	4,263	4,907	4,907	4,591
4300 - Professional Services	198,450	213,520	210,040	210,040	198,011
Division Total	<u>202,627</u>	<u>217,783</u>	<u>214,947</u>	<u>214,947</u>	<u>202,602</u>

Division 2607 Food Stamps

EXPENSES

<u>Account</u>	2015 Actual	2016 Actual	2017 Adopted Budget	2017 Amended Budget	2018 Executive Recommendation
1300 - Regular Pay	829,378	863,290	862,076	862,076	869,271
1410 - Overtime Pay	15,887	16,861	10,000	10,000	17,000
1420 - Contractual Pays	13,767	4,006	4,000	4,000	4,000
2200 - Computer Equipment	-	11,445	-	-	-
4000 - Supplies	3,443	5,603	4,500	4,500	5,700
4200 - Building Maint & Repair	14,957	14,559	16,763	16,763	17,363
4300 - Professional Services	185	178	300	300	500
4570 - Leases/Rental	3,152	-	-	-	-
4580 - Conference Expenses	218	534	300	300	500
4590 - Travel	-	-	200	200	-
4600 - Misc Contractual Expense	7,013	7,624	7,200	7,200	8,500
4670 - Communication Expenses	-	-	-	350	-
4750 - Intra-County Charges	582	2,705	800	800	3,000
8010 - Social Security/FICA	64,099	65,955	67,020	67,020	68,106
Division Total	<u>952,680</u>	<u>992,758</u>	<u>973,159</u>	<u>973,509</u>	<u>993,940</u>

GENERAL FUND

Department 6010 Social Services Administration

Division 2608 DSS Grants

EXPENSES

<u>Account</u>	2015 <u>Actual</u>	2016 <u>Actual</u>	2017 <u>Adopted Budget</u>	2017 <u>Amended Budget</u>	2018 <u>Executive Recommendation</u>
4300 - Professional Services	337,366	198,731	251,365	147,365	141,854
4600 - Misc Contractual Expense	-	49,581	-	104,000	104,000
Division Total	337,366	248,312	251,365	251,365	245,854

REVENUES

<u>Account</u>	2015 <u>Actual</u>	2016 <u>Actual</u>	2017 <u>Adopted Budget</u>	2017 <u>Amended Budget</u>	2018 <u>Executive Recommendation</u>
3300 - State Aid	192,031	268,672	283,926	283,926	281,487
3400 - Federal Aid	119,005	-	-	-	-
Division Total	311,036	268,672	283,926	283,926	281,487

Division 2609 Medical Assistance

EXPENSES

<u>Account</u>	2015 <u>Actual</u>	2016 <u>Actual</u>	2017 <u>Adopted Budget</u>	2017 <u>Amended Budget</u>	2018 <u>Executive Recommendation</u>
1300 - Regular Pay	1,543,226	1,272,424	1,510,650	1,480,650	1,263,035
1400 - Part Time Pay	4,823	10,009	-	-	18,719
1410 - Overtime Pay	3,602	5,190	5,000	5,000	5,500
1420 - Contractual Pays	54,102	35,546	10,000	29,700	10,000
4000 - Supplies	5,017	3,829	6,700	6,700	4,600
4200 - Building Maint & Repair	29,236	29,437	33,931	33,931	22,580
4300 - Professional Services	-	-	-	-	100,000
4570 - Leases/Rental	9,036	-	-	-	-
4580 - Conference Expenses	2,949	1,716	3,000	3,000	2,500
4590 - Travel	128	211	400	1,050	400
4600 - Misc Contractual Expense	10,590	8,110	12,000	12,000	10,000
4670 - Communication Expenses	284	48	-	1,300	1,300
4750 - Intra-County Charges	-	-	200	200	200
8010 - Social Security/FICA	118,126	98,490	116,712	116,712	99,240
Division Total	1,781,119	1,465,013	1,698,593	1,690,243	1,538,074

GENERAL FUND

Department 6010 Social Services Administration
 Division 2610 Medical Assistance Professionals

EXPENSES

<u>Account</u>	2015 Actual	2016 Actual	2017 Adopted Budget	2017 Amended Budget	2018 Executive Recommendation
1300 - Regular Pay	64,923	62,016	61,789	61,789	62,027
4590 - Travel	276	668	-	-	700
8010 - Social Security/FICA	4,861	4,297	4,727	4,727	4,745
 Division Total	 70,060	 66,981	 66,516	 66,516	 67,472

Division 2611 Other HEAP

EXPENSES

<u>Account</u>	2015 Actual	2016 Actual	2017 Adopted Budget	2017 Amended Budget	2018 Executive Recommendation
1300 - Regular Pay	305,807	268,373	299,899	299,899	303,073
1410 - Overtime Pay	7,193	6,836	7,500	7,500	7,500
1420 - Contractual Pays	2,626	8,805	2,500	2,500	2,500
4000 - Supplies	1,046	2,230	1,500	1,500	2,200
4200 - Building Maint & Repair	5,117	5,334	6,133	6,133	5,506
4300 - Professional Services	19,000	19,000	19,000	19,000	31,500
4570 - Leases/Rental	1,254	-	-	-	-
4580 - Conference Expenses	30	20	200	200	200
4590 - Travel	47	42	200	200	200
4600 - Misc Contractual Expense	1,431	1,260	1,500	1,500	1,500
4750 - Intra-County Charges	-	506	300	300	500
8010 - Social Security/FICA	23,612	21,276	23,707	23,707	23,950
 Division Total	 367,164	 333,683	 362,439	 362,439	 378,629

GENERAL FUND

Department 6010 Social Services Administration
 Division 2612 Other Early Intervention

EXPENSES

<u>Account</u>	<u>2015 Actual</u>	<u>2016 Actual</u>	<u>2017 Adopted Budget</u>	<u>2017 Amended Budget</u>	<u>2018 Executive Recommendation</u>
1300 - Regular Pay	829,705	825,663	846,517	846,517	903,012
1410 - Overtime Pay	105	212	-	600	500
1420 - Contractual Pays	6,500	9,186	8,000	8,000	8,000
2000 - Office Equipment	2,875	-	-	2,778	-
2200 - Computer Equipment	32	1,039	-	-	-
4000 - Supplies	2,568	1,607	3,700	3,776	2,700
4200 - Building Maint & Repair	11,839	12,766	14,719	14,719	14,399
4300 - Professional Services	107,070	106,889	131,802	131,802	119,000
4570 - Leases/Rental	3,517	-	-	-	-
4580 - Conference Expenses	725	499	1,000	1,000	800
4590 - Travel	13,564	12,664	15,000	15,000	14,000
4600 - Misc Contractual Expense	5,629	4,273	5,600	5,600	20,060
4670 - Communication Expenses	1,884	410	-	600	600
4690 - Maintenance	39,306	26,350	44,500	44,500	30,000
4750 - Intra-County Charges	182	691	300	300	800
8010 - Social Security/FICA	62,539	60,771	65,371	65,371	69,731
 Division Total	 <u>1,088,040</u>	 <u>1,063,019</u>	 <u>1,136,509</u>	 <u>1,140,563</u>	 <u>1,183,602</u>

GENERAL FUND

Department 6010 Social Services Administration
 Division 2614 Services

EXPENSES

<u>Account</u>	<u>2015</u> Actual	<u>2016</u> Actual	<u>2017</u> Adopted Budget	<u>2017</u> Amended Budget	<u>2018</u> Executive Recommendation
1300 - Regular Pay	4,223,075	4,478,344	4,596,055	4,596,055	4,906,245
1400 - Part Time Pay	21,827	21,855	22,171	22,171	22,256
1410 - Overtime Pay	82,031	106,696	90,000	120,000	140,000
1420 - Contractual Pays	154,854	91,400	92,500	99,500	89,500
2000 - Office Equipment	6,027	-	-	-	-
2200 - Computer Equipment	-	6,703	-	94,477	-
4000 - Supplies	48,592	46,855	70,500	66,830	50,200
4200 - Building Maint & Repair	67,569	64,441	73,177	73,177	81,880
4300 - Professional Services	520,217	573,426	422,751	544,768	428,251
4570 - Leases/Rental	89,373	81,017	75,476	75,476	82,764
4580 - Conference Expenses	4,136	5,285	4,100	7,600	5,500
4590 - Travel	74,798	83,816	90,000	90,000	90,000
4600 - Misc Contractual Expense	34,890	42,777	46,160	47,760	50,600
4670 - Communication Expenses	17,635	6,117	2,700	4,000	4,300
4690 - Maintenance	6,474	14,809	18,000	18,000	18,000
4750 - Intra-County Charges	266	220	500	500	500
8010 - Social Security/FICA	332,019	346,933	343,256	343,256	394,587
 Division Total	 <u>5,683,783</u>	 <u>5,970,693</u>	 <u>5,947,346</u>	 <u>6,203,570</u>	 <u>6,364,583</u>

GENERAL FUND

Department 6010 Social Services Administration
 Division 2615 Services CCS

EXPENSES

<u>Account</u>	2015 <u>Actual</u>	2016 <u>Actual</u>	2017 <u>Adopted Budget</u>	2017 <u>Amended Budget</u>	2018 <u>Executive Recommendation</u>
1300 - Regular Pay	1,710,827	1,745,592	1,779,338	1,779,338	1,762,400
1400 - Part Time Pay	1	-	9,141	4,141	-
1410 - Overtime Pay	4,440	6,131	5,000	10,000	6,500
1420 - Contractual Pays	35,723	30,914	25,000	25,000	24,000
2000 - Office Equipment	1,935	-	-	3,000	-
2200 - Computer Equipment	899	69	-	21,940	-
4000 - Supplies	12,518	15,922	20,000	20,000	14,500
4200 - Building Maint & Repair	40,074	24,707	24,620	25,420	23,821
4300 - Professional Services	819,322	734,263	975,235	1,014,176	877,200
4570 - Leases/Rental	65,203	58,948	63,636	63,636	61,975
4580 - Conference Expenses	1,447	1,689	1,000	1,000	2,700
4590 - Travel	8,633	7,572	10,000	10,000	8,500
4600 - Misc Contractual Expense	8,110	3,296	2,200	2,200	2,200
4670 - Communication Expenses	7,983	4,930	4,865	5,365	5,100
4690 - Maintenance	4,546	10,139	7,000	7,000	12,600
4750 - Intra-County Charges	868	(410)	-	-	500
8010 - Social Security/FICA	126,236	128,572	139,114	139,114	137,157
Division Total	2,848,766	2,772,336	3,066,149	3,131,329	2,939,153

Division 2616 Special Investigations

EXPENSES

<u>Account</u>	2015 <u>Actual</u>	2016 <u>Actual</u>	2017 <u>Adopted Budget</u>	2017 <u>Amended Budget</u>	2018 <u>Executive Recommendation</u>
1300 - Regular Pay	213,550	263,156	265,374	265,374	303,282
1410 - Overtime Pay	228	987	25,000	25,000	1,000
1420 - Contractual Pays	22,058	-	-	-	-
2200 - Office Equipment	32	1,039	-	2,834	-
4000 - Supplies	3,217	3,419	5,000	5,000	4,700
4200 - Building Maint & Repair	3,190	3,192	3,680	6,980	3,812
4300 - Professional Services	18,097	8,350	58,242	33,742	2,000
4570 - Leases/Rental	7,243	9,079	17,378	17,378	14,112
4580 - Conference Expenses	337	767	400	1,450	800
4590 - Travel	40	-	500	500	250
4600 - Misc Contractual Expense	4,779	6,917	500	500	6,188
4670 - Communication Expenses	2,158	1,916	1,820	2,060	1,788
4690 - Maintenance	828	874	800	800	900
4750 - Intra-County Charges	-	8,735	-	25,000	18,000
8010 - Social Security/FICA	17,702	19,477	22,214	22,214	23,278
Division Total	293,458	327,908	400,908	408,832	380,110

GENERAL FUND

Department 6010 Social Services Administration

Division 2617 Temporary Assistance

EXPENSES

<u>Account</u>	2015 <u>Actual</u>	2016 <u>Actual</u>	2017 <u>Adopted Budget</u>	2017 <u>Amended Budget</u>	2018 <u>Executive Recommendation</u>
1300 - Regular Pay	1,537,590	1,601,471	1,622,143	1,622,143	1,586,333
1400 - Part Time Pay	19,736	49,678	14,224	51,224	14,278
1410 - Overtime Pay	15,693	14,342	14,000	14,000	14,800
1420 - Contractual Pays	37,069	24,164	14,000	30,000	14,000
2000 - Office Equipment	355	-	-	-	-
4000 - Supplies	7,115	5,506	7,200	12,449	6,500
4200 - Building Maint & Repair	24,405	20,592	23,712	23,712	25,052
4300 - Professional Services	205,110	201,670	288,860	299,900	323,777
4570 - Leases/Rental	5,442	-	-	-	-
4580 - Conference Expenses	1,629	2,716	1,700	2,100	3,000
4590 - Travel	529	708	600	600	800
4600 - Misc Contractual Expense	15,741	12,294	17,000	17,000	14,000
4670 - Communication Expenses	828	596	660	1,160	1,700
4750 - Intra-County Charges	5,860	4,634	7,000	7,000	6,000
8010 - Social Security/FICA	118,481	123,988	127,324	127,324	124,650
Division Total	1,995,585	2,062,359	2,138,423	2,208,612	2,134,890

Division 2619 Temporary Assistance Exempt

EXPENSES

<u>Account</u>	2015 <u>Actual</u>	2016 <u>Actual</u>	2017 <u>Adopted Budget</u>	2017 <u>Amended Budget</u>	2018 <u>Executive Recommendation</u>
1300 - Regular Pay	220,642	74,807	-	-	-
1420 - Contractual Pays	-	11,709	-	-	-
2000 - Office Equipment	355	-	-	-	-
4000 - Supplies	764	717	-	-	-
4200 - Building Maint & Repair	3,402	1,211	-	-	-
4570 - Leases/Rental	921	-	-	-	-
4590 - Travel	17	-	-	-	-
4600 - Misc Contractual Expense	6,520	2,711	-	-	-
4750 - Intra-County Charges	100	-	-	-	-
8010 - Social Security/FICA	16,288	6,418	-	-	-
Division Total	249,009	97,573	-	-	-

GENERAL FUND

Department 6010 Social Services Administration
 Division 2620 DSS Training

EXPENSES

<u>Account</u>	2015 Actual	2016 Actual	2017 Adopted Budget	2017 Amended Budget	2018 Executive Recommendation
1300 - Regular Pay	44,963	45,438	45,009	45,009	45,237
4000 - Supplies	93	301	300	300	200
4200 - Building Maint & Repair	564	700	819	819	849
4300 - Professional Services	46,562	46,569	49,586	49,963	49,963
4580 - Conference Expenses	164	656	250	700	500
4590 - Travel	69	-	100	100	100
4600 - Misc Contractual Expense	-	1,050	1,750	1,950	1,950
4750 - Intra-County Charges	135	222	300	300	300
8010 - Social Security/FICA	3,192	3,202	3,443	3,443	3,461
Division Total	95,742	98,136	101,557	102,584	102,560

Division 2621 WMS

EXPENSES

<u>Account</u>	2015 Actual	2016 Actual	2017 Adopted Budget	2017 Amended Budget	2018 Executive Recommendation
1300 - Regular Pay	82,747	84,247	84,111	84,111	85,011
2200 - Computer Equipment	7,054	7,635	8,000	8,472	8,000
4000 - Supplies	3,892	3,896	4,000	4,000	4,000
4200 - Building Maint & Repair	1,703	1,454	1,637	1,637	1,695
4670 - Communication Expenses	68	-	-	240	275
4690 - Maintenance	1,700	4,052	1,701	1,701	1,701
8010 - Social Security/FICA	6,077	6,164	6,434	6,434	6,503
Division Total	103,242	107,449	105,883	106,595	107,185

GENERAL FUND

Department 6010 Social Services Administration
 Division 2622 Domestic Violence Services

EXPENSES

<u>Account</u>	2015 <u>Actual</u>	2016 <u>Actual</u>	2017 <u>Adopted Budget</u>	2017 <u>Amended Budget</u>	2018 <u>Executive Recommendation</u>
1300 - Regular Pay	309,941	328,182	338,080	338,080	340,394
1410 - Overtime Pay	12,974	20,846	15,000	21,950	22,000
1420 - Contractual Pays	12,905	14,844	14,500	14,500	16,500
4000 - Supplies	1,529	1,257	1,000	1,000	3,500
4200 - Building Maint & Repair	-	9,588	-	24,548	23,550
4300 - Professional Services	74,871	71,038	74,911	79,596	75,111
4570 - Leases/Rental	-	8,600	-	21,600	-
4580 - Conference Expenses	649	718	700	700	2,000
4590 - Travel	4,024	3,036	6,000	6,000	4,000
4600 - Misc Contractual Expense	13,173	125	1,260	960	300
4670 - Communication Expenses	4,899	2,752	2,541	2,541	2,526
4690 - Maintenance	679	-	1,500	1,500	1,500
4750 - Intra-County Charges	-	-	-	300	-
8010 - Social Security/FICA	24,623	26,454	28,120	28,120	28,985
Division Total	460,266	487,441	483,612	541,395	520,366

Division 2623 Admin - Non-Reimbursable

EXPENSES

<u>Account</u>	2015 <u>Actual</u>	2016 <u>Actual</u>	2017 <u>Adopted Budget</u>	2017 <u>Amended Budget</u>	2018 <u>Executive Recommendation</u>
4000 - Supplies	2,370	6,168	4,000	8,000	8,500
4300 - Professional Services	204,919	181,642	214,234	227,601	109,331
4570 - Leases/Rental	8,522	12,270	23,643	23,643	14,904
4600 - Misc Contractual Expense	404,659	736,593	916,499	916,122	803,944
4690 - Maintenance	1,310	3,526	-	-	-
4750 - Intra-County Charges	-	78,697	-	-	-
Division Total	621,780	1,018,896	1,158,376	1,175,366	936,679

REVENUES

<u>Account</u>	2015 <u>Actual</u>	2016 <u>Actual</u>	2017 <u>Adopted Budget</u>	2017 <u>Amended Budget</u>	2018 <u>Executive Recommendation</u>
3280 - Misc Local Sources	825	1,201	4,000	4,000	4,000
Division Total	825	1,201	4,000	4,000	4,000

GENERAL FUND

Department 6010 Social Services Administration

Division 2626 DSS Admin - Legal

EXPENSES

<u>Account</u>	2015 <u>Actual</u>	2016 <u>Actual</u>	2017 <u>Adopted Budget</u>	2017 <u>Amended Budget</u>	2018 <u>Executive Recommendation</u>
1300 - Regular Pay	648,830	684,662	692,107	682,107	747,989
1410 - Overtime Pay	6,953	309	1,000	1,000	500
1420 - Contractual Pays	3,500	13,662	1,500	2,500	3,000
2000 - Office Equipment	320	-	-	-	-
2200 - Computer Equipment	282	7,768	-	6,881	-
4000 - Supplies	3,016	3,079	2,400	2,400	3,200
4200 - Building Maint & Repair	4,636	4,263	4,907	4,907	4,237
4300 - Professional Services	13,631	35,369	75,000	85,000	60,000
4570 - Leases/Rental	1,334	-	-	-	-
4580 - Conference Expenses	4,242	2,797	3,000	3,200	3,000
4590 - Travel	1,263	1,460	600	1,600	1,500
4600 - Misc Contractual Expense	1,922	4,048	2,860	4,025	2,600
4670 - Communication Expenses	1,678	614	-	300	346
4750 - Intra-County Charges	41	286	300	300	300
8010 - Social Security/FICA	33,437	51,135	53,138	53,138	57,489
Division Total	725,084	809,453	836,812	847,359	884,161

Division 2627 Adult Services

EXPENSES

<u>Account</u>	2015 <u>Actual</u>	2016 <u>Actual</u>	2017 <u>Adopted Budget</u>	2017 <u>Amended Budget</u>	2018 <u>Executive Recommendation</u>
1420 - Contractual Pays	125	-	-	-	-
Division Total	125	-	-	-	-

GENERAL FUND

Department 6010 Social Services Administration
 Division 2634 DSS Daycare

EXPENSES

<u>Account</u>	2015 Actual	2016 Actual	2017 Adopted Budget	2017 Amended Budget	2018 Executive Recommendation
1300 - Regular Pay	208,786	184,729	178,239	178,239	178,966
1410 - Overtime Pay	1,060	1,994	1,000	1,000	2,000
4000 - Supplies	874	1,388	1,500	2,084	1,500
4200 - Building Maint & Repair	3,091	3,541	4,090	4,090	3,389
4300 - Professional Services	22	-	-	-	-
4570 - Leases/Rental	1,686	-	-	-	-
4580 - Conference Expenses	-	13	500	500	500
4590 - Travel	-	-	100	100	-
4600 - Misc Contractual Expense	3,624	2,326	4,000	4,000	3,000
4750 - Intra-County Charges	120	1,536	1,000	1,500	1,500
8010 - Social Security/FICA	15,546	13,717	13,712	13,712	13,844
Division Total	234,808	209,244	204,141	205,225	204,699

Division 2636 DSS - OFA Office Space

EXPENSES

<u>Account</u>	2015 Actual	2016 Actual	2017 Adopted Budget	2017 Amended Budget	2018 Executive Recommendation
4200 - Building Maint & Repair	9,500	9,929	11,449	11,449	11,012
Division Total	9,500	9,929	11,449	11,449	11,012

Department Expense Total **27,662,914** **29,030,017** **30,730,619** **31,090,804** **30,652,448**

Department Revenue Total **26,140,240** **26,946,754** **27,248,140** **27,368,140** **26,888,306**

GENERAL FUND

Department 6010 Social Services Administration

DEPARTMENT POSITION SUMMARY

<u>Title</u>	<u># of Positions</u>	<u>Total Salary</u>
ACCOUNT CLERK	8	307,659
ACCOUNT CLERK/TYPIST	1	37,073
ACCOUNTANT	3	169,490
ADMINISTRATIVE AIDE/TYPIST	1	36,338
ADMINISTRATIVE ASSISTANT	2	102,239
AST DIR OF SOCIAL SERVICES	1	73,537
CASE MANAGER	5	235,356
CASE SUPERVISOR, GRADE B	4	258,359
CASEWORKER	64	3,358,951
CASEWORKER AIDE	9	348,332
CHEMICAL DEPENDENCY SPECIALIST	1	69,042
CHIEF SOCIAL SRVCS INVEST	1	74,166
CHILD SUPPORT SPEC (SPAN)	1	41,382
CHILD SUPPORT SPECIALIST	9	363,823
CLERK	1	37,855
CODING ANALYST	1	54,609
COMM OF SOCIAL SERVICES	1	110,095
COMMUNITY SERVICES AIDE	5	158,596
COORD CHLD SUPPORT ENFORCEMENT	1	64,895
DATABASE CLERK/TYPIST	7	250,826
DEP COMM FOR ADMINISTRATION	1	86,216
DEPUTY COMM FOR SERVICES	1	86,216
DIR SOCIAL SERVICES PROGRAMS	1	65,662
DIR TEMPORARY ASSISTANCE	1	76,661
DIRECTOR OF FINANCE	1	76,212
DIRECTOR PRESCHOOL/EI SERVICES	1	65,662
EARLY INTERVENTION COORDINATOR	1	57,556
EARLY INTERVENTION SPECIALIST	4	200,459
FAMILY COURT SUPERVISOR	1	60,254
FISCAL MANAGER	1	63,616
HEAD ACCOUNT CLERK	1	50,788
HEAD SOCIAL WELFARE EXAMINER	2	122,226
HUMAN SRVC ASSISTANT	1	43,190
JUNIOR ACCOUNTANT	1	49,183
MACHINE OPERATOR	1	40,030
MANAGED CARE SPECIALIST	1	54,609
MEDICAL WORKER	1	62,027
MENTAL HEALTH SPEC CHILD SRVS	8	509,730
MENTAL HEALTH SPEC CLIN SUPV	2	151,972
MENTAL HEALTH SPEC UNIT LEADER	1	82,964
MHS CLINICAL SUPV CHILD SRVS	1	75,053
NETWORK AST	1	66,174
PARALEGAL	1	65,709
PARALEGAL ASSISTANT	1	40,998
PHOTOCOPY ATTENDANT	2	68,208

GENERAL FUND

Department 6010 Social Services Administration

DEPARTMENT POSITION SUMMARY (continued)

PR CHILD SUPPORT SPECIALIST	2	109,498
PRESCHOOL PROGRAM SPECIALIST	2	107,957
PRINCIPAL ACCOUNT CLERK	2	92,190
PRINCIPAL SOCIAL WELFARE EXAM	4	229,637
PROBATION ASSISTANT	1	46,808
PROBATION OFFICER	3	200,385
RECEPTIONIST	6	204,275
RECEPTIONIST W/TYPING	1	35,700
RECORDS TECHNICIAN	1	52,910
REGISTERED PROF NURSE (DSS)	1	51,335
RESOURCE UNIT ADMINISTRATOR	1	58,245
SEC COMMISSIONER SOC SRVCS	1	63,872
SOC SRVCS ADM AST	1	46,735
SOC SRVCS ATTORNEY	6	410,417
SOC SRVCS LAN SPECIALIST	1	49,165
SOCIAL WELFARE EXAMINER	46	1,969,416
SOCIAL WELFARE SPECIALIST	5	235,241
SR ACCOUNT CLERK	6	247,069
SR ACCOUNT CLERK/TYP	2	83,717
SR CASEWORKER	13	768,571
SR CHILD SUPPORT SPECIALIST	2	97,385
SR CLERK	2	76,286
SR DB CLERK/TYPIST	1	34,731
SR HEAP AIDE	1	41,692
SR MANAGEMENT ANALYST	1	78,483
SR PROBATION OFFICER	1	70,888
SR SOC SRVCS AIDE	2	59,823
SR SOC SRVCS ATTORNEY	1	79,292
SR SOC SRVCS INVESTIGATOR	1	59,654
SR SOCIAL WELFARE EXAMINER	12	599,551
SR TYPIST	3	113,833
STAFF DEVELOP COORD	1	45,237
SUPV SOC SRVCS ATTORNEY	1	82,964
TRANSCRIBING TYPIST	2	69,333
TYPIST	2	74,852

Total Benefited Positions

302

15,121,145

GENERAL FUND

Department 6101 Medical Assistance
 Division 2710 Medical Assistance

EXPENSES

<u>Account</u>	2015 Actual	2016 Actual	2017 Adopted Budget	2017 Amended Budget	2018 Executive Recommendation
4600 - Misc Contractual Expense	40,433	8,358	70,000	70,000	10,000
Division Total	40,433	8,358	70,000	70,000	10,000

REVENUES

<u>Account</u>	2015 Actual	2016 Actual	2017 Adopted Budget	2017 Amended Budget	2018 Executive Recommendation
3300 - State Aid	(354,390)	(211,881)	(15,000)	(15,000)	(50,000)
3400 - Federal Aid	(354,246)	(211,434)	(15,000)	(15,000)	(50,000)
Division Total	(708,636)	(423,315)	(30,000)	(30,000)	(100,000)

Department Expense Total	40,433	8,358	70,000	70,000	10,000
Department Revenue Total	(708,636)	(423,315)	(30,000)	(30,000)	(100,000)

GENERAL FUND

Department 6109 Family Assistance
 Division 2725 Family Assistance

EXPENSES

<u>Account</u>	2015 Actual	2016 Actual	2017 Adopted Budget	2017 Amended Budget	2018 Executive Recommendation
4600 - Misc Contractual Expense	13,184,477	11,638,884	12,640,000	12,640,000	10,650,000
Division Total	13,184,477	11,638,884	12,640,000	12,640,000	10,650,000

REVENUES

<u>Account</u>	2015 Actual	2016 Actual	2017 Adopted Budget	2017 Amended Budget	2018 Executive Recommendation
3120 - Departmental Income	1,252,772	897,730	1,210,000	1,210,000	1,180,000
3300 - State Aid	278,346	2,169,885	434,447	434,447	453,868
3400 - Federal Aid	7,453,691	6,028,849	6,903,000	6,903,000	5,207,561
Division Total	8,984,809	9,096,464	8,547,447	8,547,447	6,841,429

Department Expense Total **13,184,477** **11,638,884** **12,640,000** **12,640,000** **10,650,000**

Department Revenue Total **8,984,809** **9,096,464** **8,547,447** **8,547,447** **6,841,429**

GENERAL FUND

Department 6119 Child Care

Division 2730 Child Care

EXPENSES

<u>Account</u>	2015 Actual	2016 Actual	2017 Adopted Budget	2017 Amended Budget	2018 Executive Recommendation
4600 - Misc Contractual Expense	7,550,925	6,882,523	7,900,000	7,900,000	8,300,000
Division Total	7,550,925	6,882,523	7,900,000	7,900,000	8,300,000

REVENUES

<u>Account</u>	2015 Actual	2016 Actual	2017 Adopted Budget	2017 Amended Budget	2018 Executive Recommendation
3120 - Departmental Income	129,295	21,099	100,000	100,000	70,000
3300 - State Aid	3,561,631	3,392,387	3,922,576	3,922,576	3,330,610
3400 - Federal Aid	2,970,957	2,689,958	2,982,412	2,982,412	2,997,245
Division Total	6,661,883	6,103,444	7,004,988	7,004,988	6,397,855

Division 2731 Committee on Special Education

EXPENSES

<u>Account</u>	2015 Actual	2016 Actual	2017 Adopted Budget	2017 Amended Budget	2018 Executive Recommendation
4600 - Misc Contractual Expense	4,609,664	5,448,815	5,100,000	5,100,000	5,800,000
Division Total	4,609,664	5,448,815	5,100,000	5,100,000	5,800,000

REVENUES

<u>Account</u>	2015 Actual	2016 Actual	2017 Adopted Budget	2017 Amended Budget	2018 Executive Recommendation
3120 - Departmental Income	981,832	2,685,616	1,881,621	1,881,621	2,026,848
3280 - Misc Local Sources	110,890	154,620	-	-	200,000
3300 - State Aid	1,202,805	936,987	995,726	995,726	1,121,574
Division Total	2,295,527	3,777,223	2,877,347	2,877,347	3,348,422

GENERAL FUND

Department 6119 Child Care
Division 2735 Pre-School

EXPENSES

<u>Account</u>	<u>2015 Actual</u>	<u>2016 Actual</u>	<u>2017 Adopted Budget</u>	<u>2017 Amended Budget</u>	<u>2018 Executive Recommendation</u>
4600 - Misc Contractual Expense	11,784,935	12,700,406	12,000,000	12,000,000	12,500,000
Division Total	11,784,935	12,700,406	12,000,000	12,000,000	12,500,000

REVENUES

<u>Account</u>	<u>2015 Actual</u>	<u>2016 Actual</u>	<u>2017 Adopted Budget</u>	<u>2017 Amended Budget</u>	<u>2018 Executive Recommendation</u>
3120 - Departmental Income	22,386	-	-	-	-
3300 - State Aid	6,325,842	6,719,525	6,936,000	6,936,000	7,050,000
3400 - Federal Aid	-	174,785	100,000	100,000	275,000
Division Total	6,348,228	6,894,310	7,036,000	7,036,000	7,325,000

Department Expense Total 23,945,524 25,031,744 25,000,000 25,000,000 26,600,000

Department Revenue Total 15,305,638 16,774,977 16,918,335 16,918,335 17,071,277

GENERAL FUND

Department 6129 State Training School

Division 2745 State Training School

EXPENSES

<u>Account</u>	<u>2015 Actual</u>	<u>2016 Actual</u>	<u>2017 Adopted Budget</u>	<u>2017 Amended Budget</u>	<u>2018 Executive Recommendation</u>
4600 - Misc Contractual Expense	444,867	-	200,000	631,000	550,000
Division Total	<u>444,867</u>	<u>-</u>	<u>200,000</u>	<u>631,000</u>	<u>550,000</u>
Department Expense Total	444,867	-	200,000	631,000	550,000

GENERAL FUND

Department 6410 Tourism
Division 2800 Tourism

EXPENSES

<u>Account</u>	2015 Actual	2016 Actual	2017 Adopted Budget	2017 Amended Budget	2018 Executive Recommendation
1300 - Regular Pay	173,706	191,926	206,326	205,326	211,850
1400 - Part Time Pay	5,483	-	-	-	-
1410 - Overtime Pay	1,121	2,709	2,000	3,000	3,500
1420 - Contractual Pays	3,500	4,750	5,000	5,000	5,000
4000 - Supplies	3,689	5,279	7,650	8,274	7,650
4200 - Building Maint & Repair	942	1,097	850	850	850
4300 - Professional Services	550,177	659,289	714,752	714,752	724,752
4580 - Conference Expenses	9,180	8,051	16,900	16,900	10,900
4590 - Travel	4,846	5,188	5,500	5,500	5,500
4600 - Misc Contractual Expense	6,192	13,301	11,500	11,500	31,000
4670 - Communication Expenses	295	301	575	575	575
8000 - Retirement	32,191	31,964	34,168	34,168	33,950
8010 - Social Security/FICA	13,640	14,965	16,319	16,319	16,857
8020 - Health Insurance	41,810	44,630	70,424	70,424	72,744
Division Total	846,773	983,449	1,091,964	1,092,588	1,125,128

REVENUES

<u>Account</u>	2015 Actual	2016 Actual	2017 Adopted Budget	2017 Amended Budget	2018 Executive Recommendation
3100 - Non-Property Tax Items	-	-	150,000	150,000	-
3270 - Sale of Property & Compensa	15,881	20,265	24,500	24,500	20,000
3280 - Misc Local Sources	-	(9)	2,000	2,000	-
3300 - State Aid	59,903	82,315	67,498	67,498	68,032
Division Total	75,784	102,571	243,998	243,998	88,032

Department Expense Total	846,773	983,449	1,091,964	1,092,588	1,125,128
Department Revenue Total	75,784	102,571	243,998	243,998	88,032

GENERAL FUND

Department 6410 Tourism

DEPARTMENT POSITION SUMMARY

<u>Title</u>	<u># of Positions</u>	<u>Total Salary</u>
DEP DIRECTOR TOURISM	1	54,061
DIR TOURISM	1	76,807
OFFICE ASST	1	43,629
TOURISM INFORMATION ASSISTANT	1	37,353
Total Benefited Positions	<u>4</u>	<u>211,850</u>

GENERAL FUND

Department 6510 Veterans Services
 Division 2820 Veterans Services

EXPENSES

<u>Account</u>	2015 Actual	2016 Actual	2017 Adopted Budget	2017 Amended Budget	2018 Executive Recommendation
1300 - Regular Pay	271,224	317,216	299,855	299,855	345,401
1400 - Part Time Pay	85,268	78,206	116,500	116,500	90,000
1420 - Contractual Pays	1,500	2,750	4,500	4,500	4,500
4000 - Supplies	17,578	16,303	21,350	21,350	17,400
4300 - Professional Services	90,697	162,286	223,900	223,900	127,360
4580 - Conference Expenses	1,273	1,414	1,800	1,800	1,800
4590 - Travel	5,049	4,080	4,700	4,700	4,700
4600 - Misc Contractual Expense	54,031	44,507	67,302	67,682	71,902
8000 - Retirement	61,458	64,229	52,473	52,473	53,910
8010 - Social Security/FICA	26,980	30,001	32,195	32,195	33,652
8020 - Health Insurance	63,545	85,875	123,242	123,242	145,487
Division Total	678,603	806,868	947,817	948,197	896,112

REVENUES

<u>Account</u>	2015 Actual	2016 Actual	2017 Adopted Budget	2017 Amended Budget	2018 Executive Recommendation
3280 - Misc Local Sources	22,607	2,138	-	-	-
3300 - State Aid	23,928	27,187	30,000	30,000	13,000
Division Total	46,535	29,325	30,000	30,000	13,000

Department Expense Total	678,603	806,868	947,817	948,197	896,112
Department Revenue Total	46,535	29,325	30,000	30,000	13,000

DEPARTMENT POSITION SUMMARY

<u>Title</u>	<u># of Positions</u>	<u>Total Salary</u>
ADM ASSISTANT	1	43,184
DEP DIR VETERANS SERVICE AGENCY	1	63,598
DIR VETERANS SERVICE AGENCY	1	79,493
SR AC CLK	1	35,388
VETERANS BENEFITS REPRESENT	2	83,533
VETERANS SERVICE DRIVER	2	61,901
Total Benefited Positions	8	367,097

GENERAL FUND

Department 6772 Programs for the Aging

DEPARTMENT POSITION SUMMARY

<u>Title</u>	<u># of Positions</u>	<u>Total Salary</u>
ADMINISTRATIVE ASSISTANT/TYP	1	51,978
ACCOUNTANT	1	56,692
CASEWORKER	3	163,863
DEP DIR OFFICE FOR THE AGING	1	63,598
DIR OFFICE FOR THE AGING	1	79,493
RECEPTIONIST W/TYPING	1	35,700
SR ACCOUNT CLERK/TYPIST	1	41,692
SR AGING SERVICES AIDE	4	133,050
SR CASEWORKER	1	57,496
SR TYPIST	1	41,455
Total Benefited Positions	<u>15</u>	<u>725,017</u>

GENERAL FUND

Department 6989 Other Economic Development
Division 2870 Other Economic Development

EXPENSES

<u>Account</u>	<u>2015 Actual</u>	<u>2016 Actual</u>	<u>2017 Adopted Budget</u>	<u>2017 Amended Budget</u>	<u>2018 Executive Recommendation</u>
4600 - Misc Contractual Expense	21,750	21,750	16,313	21,750	21,750
Division Total	<u>21,750</u>	<u>21,750</u>	<u>16,313</u>	<u>21,750</u>	<u>21,750</u>
Department Expense Total	21,750	21,750	16,313	21,750	21,750

GENERAL FUND

Department 7110 Parks
 Division 3000 Sojourner Truth/Ulster Lnding Pk

EXPENSES

<u>Account</u>	2015 <u>Actual</u>	2016 <u>Actual</u>	2017 <u>Adopted Budget</u>	2017 <u>Amended Budget</u>	2018 <u>Executive Recommendation</u>
1400 - Part Time Pay	43,459	52,108	60,000	55,500	60,000
1410 - Overtime Pay	108	96	500	500	500
2300 - Other Equipment	-	12,724	4,500	4,500	2,500
4000 - Supplies	1,404	2,381	2,450	2,450	2,800
4200 - Building Maint & Repair	12,950	7,666	10,157	10,157	12,082
4300 - Professional Services	195	235	250	250	100
4570 - Leases/Rental	-	-	1,320	1,320	1,000
4690 - Maintenance	469	291	300	300	300
8010 - Social Security/FICA	12,227	13,553	4,628	4,628	4,628
Division Total	70,812	89,055	84,105	79,605	83,910

REVENUES

<u>Account</u>	2015 <u>Actual</u>	2016 <u>Actual</u>	2017 <u>Adopted Budget</u>	2017 <u>Amended Budget</u>	2018 <u>Executive Recommendation</u>
3120 - Departmental Income	3,300	3,700	2,800	2,800	3,200
Division Total	3,300	3,700	2,800	2,800	3,200

Division 3001 New Paltz Pool

EXPENSES

<u>Account</u>	2015 <u>Actual</u>	2016 <u>Actual</u>	2017 <u>Adopted Budget</u>	2017 <u>Amended Budget</u>	2018 <u>Executive Recommendation</u>
1400 - Part Time Pay	113,525	119,389	120,000	116,500	135,000
1410 - Overtime Pay	2,738	5,571	2,000	10,000	3,000
2300 - Other Equipment	13,475	11,679	30,800	30,800	18,000
4000 - Supplies	17,615	28,640	19,800	19,800	42,100
4200 - Building Maint & Repair	28,384	42,979	51,650	51,650	40,200
4300 - Professional Services	3,780	5,125	4,000	6,500	720
4570 - Leases/Rental	250	4,100	-	-	500
4600 - Misc Contractual Expense	715	1,285	2,921	2,921	5,387
4690 - Maintenance	2,006	1,318	2,000	2,000	-
8010 - Social Security/FICA	-	-	9,333	9,333	10,557
Division Total	182,488	220,087	242,504	249,504	255,464

GENERAL FUND

Department 7110 Parks
Division 3001 New Paltz Pool

REVENUES

<u>Account</u>	2015 Actual	2016 Actual	2017 Adopted Budget	2017 Amended Budget	2018 Executive Recommendation
3120 - Departmental Income	108,587	138,178	102,800	102,800	112,950
3200 - Intergovernmental Charges	5,884	5,507	5,000	5,000	5,000
3280 - Misc Local Sources	817	892	-	-	-
Division Total	115,288	144,577	107,800	107,800	117,950

Division 3002 Rails & Trails

EXPENSES

<u>Account</u>	2015 Actual	2016 Actual	2017 Adopted Budget	2017 Amended Budget	2018 Executive Recommendation
1400 - Part Time Pay	-	-	15,000	15,000	15,680
2300 - Other Equipment & Capital O	-	25,148	40,000	40,000	15,600
4000 - Supplies	-	346	4,500	4,500	3,500
4100 - Road/Highway Materials	-	-	1,000	1,000	1,000
4200 - Building Maint & Repair	-	476	11,500	11,500	11,500
4300 - Professional Services	-	4,100	-	1,500	-
8010 - Social Security/FICA	-	-	1,148	1,148	1,200
Division Total	-	30,070	73,148	74,648	48,480

REVENUES

<u>Account</u>	2015 Actual	2016 Actual	2017 Adopted Budget	2017 Amended Budget	2018 Executive Recommendation
3120 - Departmental Income	-	22,409	70,000	70,000	70,000
Division Total	-	22,409	70,000	70,000	70,000

GENERAL FUND

Department 7110 Parks
Division 3003 Fairgrounds

EXPENSES

<u>Account</u>	2015 <u>Actual</u>	2016 <u>Actual</u>	2017 <u>Adopted Budget</u>	2017 <u>Amended Budget</u>	2018 <u>Executive Recommendation</u>
2300 - Other Equipment & Capital O	-	-	-	-	5,000
4200 - Building Maint & Repair	-	-	-	-	9,200
4300 - Professional Services	-	-	-	-	2,945
4600 - Misc Contractual Expense	-	-	-	-	1,895
 Division Total	 -	 -	 -	 -	 19,040
 Department Expense Total	 253,300	 339,212	 399,757	 403,757	 406,894
 Department Revenue Total	 118,588	 170,686	 180,600	 180,600	 191,150

DEPARTMENT POSITION SUMMARY

<u>Title</u>	<u># of Positions</u>	<u>Salary</u>
Total Benefited Positions	-	-

GENERAL FUND

Department 7310 Youth Programs

Division 3100 Youth Programs

EXPENSES

<u>Account</u>	2015 <u>Actual</u>	2016 <u>Actual</u>	2017 <u>Adopted Budget</u>	2017 <u>Amended Budget</u>	2018 <u>Executive Recommendation</u>
1300 - Regular Pay	57,980	58,519	58,305	58,305	59,704
1400 - Part Time Pay	18,005	16,955	18,296	18,296	18,366
1420 - Contractual Pays	1,500	1,500	1,500	1,500	3,000
4000 - Supplies	440	648	500	211	600
4580 - Conference Expenses	525	857	900	900	900
4590 - Travel	-	-	200	50	100
4600 - Misc Contractual Expense	774	744	950	950	950
8000 - Retirement	13,373	12,466	9,579	9,579	12,189
8010 - Social Security/FICA	5,766	5,798	5,975	5,975	6,202
8020 - Health Insurance	16,953	17,899	17,605	17,605	18,185
Division Total	115,317	115,384	113,810	113,371	120,196

REVENUES

<u>Account</u>	2015 <u>Actual</u>	2016 <u>Actual</u>	2017 <u>Adopted Budget</u>	2017 <u>Amended Budget</u>	2018 <u>Executive Recommendation</u>
3300 - State Aid	140,664	153,099	17,714	17,714	17,714
Division Total	140,664	153,099	17,714	17,714	17,714

Division 3101 Contracted Youth Services

EXPENSES

<u>Account</u>	2015 <u>Actual</u>	2016 <u>Actual</u>	2017 <u>Adopted Budget</u>	2017 <u>Amended Budget</u>	2018 <u>Executive Recommendation</u>
4600 - Misc Contractual Expense	354,207	360,629	355,763	361,763	361,763
Division Total	354,207	360,629	355,763	361,763	361,763

GENERAL FUND

Department 7310 Youth Programs
 Division 3101 Contracted Youth Services

REVENUES

<u>Account</u>	2015 Actual	2016 Actual	2017 Adopted Budget	2017 Amended Budget	2018 Executive Recommendation
3300 - State Aid	128,100	121,229	274,227	274,227	274,327
Division Total	<u>128,100</u>	<u>121,229</u>	<u>274,227</u>	<u>274,227</u>	<u>274,327</u>
Department Expense Total	469,524	476,013	469,573	475,134	481,959
Department Revenue Total	268,765	274,328	291,941	291,941	292,041

DEPARTMENT POSITION SUMMARY

<u>Title</u>	<u># of Positions</u>	<u>Total Salary</u>
DIR YOUTH BUREAU	1	58,529
Total Benefited Positions	<u>1</u>	<u>58,529</u>

GENERAL FUND

Department 7410 Library
Division 3200 Library

EXPENSES

<u>Account</u>	<u>2015 Actual</u>	<u>2016 Actual</u>	<u>2017 Adopted Budget</u>	<u>2017 Amended Budget</u>	<u>2018 Executive Recommendation</u>
4600 - Misc Contractual Expense	74,250	74,250	55,688	74,250	74,250
Division Total	<u>74,250</u>	<u>74,250</u>	<u>55,688</u>	<u>74,250</u>	<u>74,250</u>
Department Expense Total	74,250	74,250	55,688	74,250	74,250

GENERAL FUND

Department 7510 Historian
Division 3275 Historian

EXPENSES

<u>Account</u>	<u>2015 Actual</u>	<u>2016 Actual</u>	<u>2017 Adopted Budget</u>	<u>2017 Amended Budget</u>	<u>2018 Executive Recommendation</u>
4000 - Supplies	-	-	200	200	200
4300 - Professional Services	-	-	25,000	25,000	15,000
4580 - Conference Expenses	567	-	200	200	200
4590 - Travel	337	-	750	750	750
Division Total	904	-	26,150	26,150	16,150
Department Expense Total	904	-	26,150	26,150	16,150

GENERAL FUND

Department 7560 Other Performing Arts

Division 3300 Other Performing Arts

EXPENSES

<u>Account</u>	<u>2015 Actual</u>	<u>2016 Actual</u>	<u>2017 Adopted Budget</u>	<u>2017 Amended Budget</u>	<u>2018 Executive Recommendation</u>
4600 - Misc Contractual Expense	75,750	83,750	67,688	90,250	90,250
Division Total	<u>75,750</u>	<u>83,750</u>	<u>67,688</u>	<u>90,250</u>	<u>90,250</u>
Department Expense Total	75,750	83,750	67,688	90,250	90,250

GENERAL FUND

Department 8020 Planning
Division 3400 Planning

EXPENSES

<u>Account</u>	2015 <u>Actual</u>	2016 <u>Actual</u>	2017 <u>Adopted Budget</u>	2017 <u>Amended Budget</u>	2018 <u>Executive Recommendation</u>
1300 - Regular Pay	547,917	527,165	538,547	538,547	546,195
1420 - Contractual Pays	18,000	17,000	18,750	18,750	18,750
4000 - Supplies	3,927	4,274	6,500	6,500	6,600
4300 - Professional Services	195,865	120,213	269,400	459,814	279,500
4580 - Conference Expenses	4,596	1,525	6,500	6,500	6,000
4590 - Travel	3,394	2,522	6,200	6,200	6,100
4600 - Misc Contractual Expense	3,124	3,246	3,850	3,850	3,850
8000 - Retirement	134,280	129,146	132,887	132,887	130,986
8010 - Social Security/FICA	48,120	40,568	42,635	42,635	43,218
8020 - Health Insurance	108,066	191,607	193,666	193,666	200,044
Division Total	1,067,289	1,037,264	1,218,935	1,409,349	1,241,243

REVENUES

<u>Account</u>	2015 <u>Actual</u>	2016 <u>Actual</u>	2017 <u>Adopted Budget</u>	2017 <u>Amended Budget</u>	2018 <u>Executive Recommendation</u>
3270 - Sale of Property & Compensa	12	-	25	25	50
3300 - State Aid	-	-	12,000	12,000	17,000
3400 - Federal Aid	469,761	351,587	496,800	496,800	480,000
Division Total	469,773	351,587	508,825	508,825	497,050

Division 3401 Business Services

EXPENSES

<u>Account</u>	2015 <u>Actual</u>	2016 <u>Actual</u>	2017 <u>Adopted Budget</u>	2017 <u>Amended Budget</u>	2018 <u>Executive Recommendation</u>
1300 - Regular Pay	206,990	258,080	272,363	272,363	285,214
4000 - Supplies	2,464	2,270	3,000	3,000	2,200
4300 - Professional Services	150,000	150,000	160,000	180,000	190,000
4580 - Conference Expenses	2,691	581	2,500	2,500	2,000
4590 - Travel	1,023	113	1,500	1,500	500
4600 - Misc Contractual Expense	22,964	227,649	53,000	839,050	51,500
8010 - Social Security/FICA	8,769	19,373	20,836	20,836	21,819
Division Total	394,900	658,066	513,199	1,319,249	553,233

GENERAL FUND

Department 8020 Planning
 Division 3401 Business Services

REVENUES

<u>Account</u>	2015 <u>Actual</u>	2016 <u>Actual</u>	2017 <u>Adopted Budget</u>	2017 <u>Amended Budget</u>	2018 <u>Executive Recommendation</u>
3120 - Departmental Income	45,000	55,000	55,000	55,000	55,000
Division Total	45,000	55,000	55,000	55,000	55,000
Department Expense Total	1,462,190	1,695,330	1,732,134	2,728,598	1,794,476
Department Revenue Total	514,773	406,587	563,825	563,825	552,050

DEPARTMENT POSITION SUMMARY

<u>Title</u>	<u># of Positions</u>	<u>Total Salary</u>
ADMINISTRATIVE ASSISTANT	1	50,261
BUS SRV AD	2	138,670
CONF SEC BUSINESS SERVICES	1	50,736
DEP DIR ECO DEVELOPMENT	1	95,808
DEP DIRECTOR PLANNING	1	91,624
DIR COUNTY PLANNING	1	110,515
PRINCIPAL PLANNER	1	80,096
PRINCIPAL TRANSPORT PLANNER	1	77,538
SR PLANNER	1	68,933
SR TRANSPORT PLANNER	1	67,228
Total Benefited Positions	11	831,409

GENERAL FUND

Department 8040 Human Rights Commission
 Division 3500 Human Rights Commission

EXPENSES

<u>Account</u>	2015 Actual	2016 Actual	2017 Adopted Budget	2017 Amended Budget	2018 Executive Recommendation
1300 - Regular Pay	15,077	16,087	16,025	16,025	16,409
4000 - Supplies	555	446	500	49	500
4300 - Professional Services	491	-	500	-	500
4580 - Conference Expenses	-	-	400	1,890	3,000
4590 - Travel	-	-	100	-	100
8000 - Retirement	2,573	2,591	-	-	-
8010 - Social Security/FICA	1,130	1,203	1,226	1,226	1,255
 Division Total	 <u>19,827</u>	 <u>20,327</u>	 <u>18,751</u>	 <u>19,190</u>	 <u>21,764</u>
 Department Expense Total	 19,827	 20,327	 18,751	 19,190	 21,764

DEPARTMENT POSITION SUMMARY

<u>Title</u>	<u># of Positions</u>	<u>Total Salary</u>
Total Benefited Positions	<u>-</u>	<u>-</u>

GENERAL FUND

Department 8090 Environment Control
 Division 3552 Environment

EXPENSES

<u>Account</u>	2015 Actual	2016 Actual	2017 Adopted Budget	2017 Amended Budget	2018 Executive Recommendation
1300 - Regular Pay	221,053	225,925	234,689	234,689	252,703
1400 - Part Time Pay	1,409	7,504	12,500	12,500	10,000
1410 - Overtime Pay	1,096	-	-	-	-
1420 - Contractual Pays	3,000	3,000	4,750	4,750	3,500
4000 - Supplies	3,247	3,002	5,275	9,275	9,275
4300 - Professional Services	-	-	-	257,703	-
4580 - Conference Expenses	247	274	1,685	1,685	1,685
4590 - Travel	993	805	800	800	800
4600 - Misc Contractual Expense	260	8,249	17,975	39,225	47,975
8000 - Retirement	38,979	38,568	38,350	38,350	39,474
8010 - Social Security/FICA	16,574	17,461	19,273	19,273	20,365
8020 - Health Insurance	63,025	72,718	70,424	70,424	72,744
Division Total	349,884	377,505	405,721	688,674	458,521

REVENUES

<u>Account</u>	2015 Actual	2016 Actual	2017 Adopted Budget	2017 Amended Budget	2018 Executive Recommendation
3120 - Departmental Income	124,722	82,571	109,220	109,220	113,943
3280 - Misc Local Sources	-	1,000	-	-	-
3300 - State Aid	-	10,500	26,000	287,000	28,000
Division Total	124,722	94,071	135,220	396,220	141,943

Department Expense Total	349,884	377,505	405,721	688,674	458,521
Department Revenue Total	124,722	94,071	135,220	396,220	141,943

DEPARTMENT POSITION SUMMARY

<u>Title</u>	<u># of Positions</u>	<u>Total Salary</u>
COORD DEPT OF ENVIRONMENT	1	72,002
DEP COORD DEPT OF ENVIRONMENT	1	57,861
ENVIRONMENTAL PLANNER	1	63,705
ENVIRONMENTAL RESOURCE TECH	1	59,135
Total Benefited Positions	4	252,703

GENERAL FUND

Department 8710 Conservation
Division 3601 Soil and Water Conservation

EXPENSES

<u>Account</u>	<u>2015 Actual</u>	<u>2016 Actual</u>	<u>2017 Adopted Budget</u>	<u>2017 Amended Budget</u>	<u>2018 Executive Recommendation</u>
4600 - Misc Contractual Expense	68,625	62,275	68,625	137,250	91,500
Division Total	<u>68,625</u>	<u>62,275</u>	<u>68,625</u>	<u>137,250</u>	<u>91,500</u>

Division 3602 Agriculture

EXPENSES

<u>Account</u>	<u>2015 Actual</u>	<u>2016 Actual</u>	<u>2017 Adopted Budget</u>	<u>2017 Amended Budget</u>	<u>2018 Executive Recommendation</u>
4600 - Misc Contractual Expense	350,000	350,000	262,500	350,000	350,000
Division Total	<u>350,000</u>	<u>350,000</u>	<u>262,500</u>	<u>350,000</u>	<u>350,000</u>

Department Expense Total **418,625** **412,275** **331,125** **487,250** **441,500**

GENERAL FUND

Department 8989 Other Home & Comm Services
Division 3700 Other Home and Community Service

EXPENSES

<u>Account</u>	<u>2015 Actual</u>	<u>2016 Actual</u>	<u>2017 Adopted Budget</u>	<u>2017 Amended Budget</u>	<u>2018 Executive Recommendation</u>
4600 - Misc Contractual Expense	75,883	70,778	68,250	106,210	91,000
Division Total	<u>75,883</u>	<u>70,778</u>	<u>68,250</u>	<u>106,210</u>	<u>91,000</u>
Department Expense Total	75,883	70,778	68,250	106,210	91,000

GENERAL FUND

Department 9050 Unemployment
Division 3900 Unemployment

EXPENSES

<u>Account</u>	<u>2015 Actual</u>	<u>2016 Actual</u>	<u>2017 Adopted Budget</u>	<u>2017 Amended Budget</u>	<u>2018 Executive Recommendation</u>
8090 - Unemployment Insurance	57,398	40,293	75,000	75,000	75,000
Division Total	<u>57,398</u>	<u>40,293</u>	<u>75,000</u>	<u>75,000</u>	<u>75,000</u>
Department Expense Total	57,398	40,293	75,000	75,000	75,000

GENERAL FUND

Department 9055 Disability Insurance

Division 3950 Disability Insurance

EXPENSES

<u>Account</u>	2015 <u>Actual</u>	2016 <u>Actual</u>	2017 <u>Adopted Budget</u>	2017 <u>Amended Budget</u>	2018 <u>Executive Recommendation</u>
4510 - Insurance	690	690	950	950	950
8010 - Social Security/FICA	4,654	5,519	6,000	6,000	6,000
8150 - Other Benefits	102,304	102,343	124,000	124,000	120,000
Division Total	107,648	108,552	130,950	130,950	126,950

REVENUES

<u>Account</u>	2015 <u>Actual</u>	2016 <u>Actual</u>	2017 <u>Adopted Budget</u>	2017 <u>Amended Budget</u>	2018 <u>Executive Recommendation</u>
3200 - Intergovernmental Charges	6,185	6,231	6,200	6,200	6,600
3270 - Sale of Property & Compensa	2,176	5,474	2,000	2,000	2,000
3290 - Interfund Revenues	619	1,204	1,200	1,200	1,238
Division Total	8,980	12,909	9,400	9,400	9,838

Department Expense Total	107,648	108,552	130,950	130,950	126,950
---------------------------------	----------------	----------------	----------------	----------------	----------------

Department Revenue Total	8,980	12,909	9,400	9,400	9,838
---------------------------------	--------------	---------------	--------------	--------------	--------------

GENERAL FUND

Department 9060 Hospital & Medical

DEPARTMENT POSITION SUMMARY

<u>Title</u>	<u># of Positions</u>	Total <u>Salary</u>
EMP BENEFITS ADMIN	1	66,046
EMP BENEFITS SPEC	1	50,261
Total Benefited Positions	<u>2</u>	<u>116,307</u>

GENERAL FUND

Department 9089 Other Employee Benefits

Division 4100 Other Employee Benefits

EXPENSES

<u>Account</u>	2015 Actual	2016 Actual	2017 Adopted Budget	2017 Amended Budget	2018 Executive Recommendation
1420 - Contractual Pays	690,363	506,744	600,000	600,000	700,000
8010 - Social Security/FICA	117,272	103,009	120,641	120,641	125,078
8020 - Health Insurance	204,366	170,764	205,000	205,000	200,000
8060 - Employee Payments	762,977	782,187	772,000	772,000	805,000
Division Total	1,774,977	1,562,704	1,697,641	1,697,641	1,830,078

Division 4101 Retiree Health

EXPENSES

<u>Account</u>	2015 Actual	2016 Actual	2017 Adopted Budget	2017 Amended Budget	2018 Executive Recommendation
8020 - Health Insurance	(305)	-	-	-	-
Division Total	(305)	-	-	-	-

Department Expense Total	1,774,672	1,562,704	1,697,641	1,697,641	1,830,078
---------------------------------	------------------	------------------	------------------	------------------	------------------

GENERAL FUND

Department 9900 Undistributed Revenues

Division 9900 Undistributed

REVENUES

<u>Account</u>	<u>2015 Actual</u>	<u>2016 Actual</u>	<u>2017 Adopted Budget</u>	<u>2017 Amended Budget</u>	<u>2018 Executive Recommendation</u>
3700 - Appropriated Fund Balance	-	-	15,344,341	15,344,341	11,946,784
3900 - Appropriated Reserves	-	-	200,000	200,000	200,000
Division Total	-	-	15,544,341	15,544,341	12,146,784
 Department Revenues Total	 -	 -	 15,544,341	 15,544,341	 12,146,784
 GENERAL FUND EXPENSE TOTAL	 265,769,299	 270,341,508	 283,968,060	 288,825,077	 283,244,559
 GENERAL FUND REVENUE TOTAL	 261,691,935	 275,225,536	 283,968,060	 288,825,077	 283,244,559

SPECIAL GRANTS FUND

Department 6290 Job Training Administration
 Division 2941 Administration

EXPENSES

<u>Account</u>	2015 <u>Actual</u>	2016 <u>Actual</u>	2017 <u>Adopted Budget</u>	2017 <u>Amended Budget</u>	2018 <u>Executive Recommendation</u>
1300 - Regular Pay	479,306	490,815	474,769	474,769	485,199
1400 - Part Time Pay	7,303	-	27,708	27,708	27,708
1420 - Contractual Pays	7,500	8,000	26,500	26,500	26,500
2200 - Computer Equipment	-	7,049	-	-	-
4000 - Supplies	5,179	7,001	5,500	5,500	5,800
4300 - Professional Services	28,524	30,064	14,100	19,100	103,447
4570 - Leases/Rental	707	2,826	2,850	2,850	2,850
4580 - Conference Expenses	6,932	5,016	7,500	7,500	5,500
4590 - Travel	1,463	1,087	1,500	1,500	1,500
4600 - Misc Contractual Expense	4,487	5,498	4,950	5,100	5,900
4670 - Communication Expenses	2,930	1,296	650	650	1,000
4690 - Maintenance	1,472	2,507	2,550	2,550	2,550
4750 - Intra-County Charges	3,000	1,503	3,500	3,500	3,000
8000 - Retirement	85,744	81,179	80,287	80,287	75,988
8010 - Social Security/FICA	36,911	37,504	40,467	40,467	41,265
8020 - Health Insurance	147,055	191,756	158,454	158,454	163,672
8060 - Employee Payments	15,044	15,597	15,250	15,250	-
8100 - Workers' Compensation	10,019	10,352	10,750	10,750	6,915
8150 - Other Benefits	1,191	1,204	1,300	1,300	-
Division Total	844,766	900,256	878,585	883,735	958,794

REVENUES

<u>Account</u>	2015 <u>Actual</u>	2016 <u>Actual</u>	2017 <u>Adopted Budget</u>	2017 <u>Amended Budget</u>	2018 <u>Executive Recommendation</u>
3240 - Use of Money & Property	-	-	-	-	400
3300 - State Aid	69,977	37,622	52,308	52,308	56,692
3400 - Federal Aid	813,956	856,500	852,240	852,240	901,702
Division Total	883,933	894,122	904,548	904,548	958,794

Department Expense Total	844,766	900,256	878,585	883,735	958,794
Department Revenue Total	883,933	894,122	904,548	904,548	958,794

SPECIAL GRANTS FUND

Department 6290 Job Training Administration

DEPARTMENT POSITION SUMMARY

<u>Title</u>	<u># of Positions</u>	<u>Total Salary</u>
ADMINISTRATIVE AIDE/TYPIST	1	46,808
DEP DIR EMPLOYMENT & TRAINING	1	63,123
DIR EMPLOYMENT & TRAINING	1	73,445
DISABILITY RESOURCE COORD	1	53,750
EMPLOY AND TRAINING COORD	3	152,703
WORK FRCE DEV ASSESSOR	1	43,629
WORK FRCE DEV COORD	1	51,741
Total Benefited Positions	<u>9</u>	<u>485,199</u>

SPECIAL GRANTS FUND

Department 6291 Job Training Participant Support
 Division 2961 Participant Support

EXPENSES

<u>Account</u>	<u>2015 Actual</u>	<u>2016 Actual</u>	<u>2017 Adopted Budget</u>	<u>2017 Amended Budget</u>	<u>2018 Executive Recommendation</u>
4600 - Misc Contractual Expense	4,850	5,550	4,500	6,500	6,000
Division Total	4,850	5,550	4,500	6,500	6,000

REVENUES

<u>Account</u>	<u>2015 Actual</u>	<u>2016 Actual</u>	<u>2017 Adopted Budget</u>	<u>2017 Amended Budget</u>	<u>2018 Executive Recommendation</u>
3400 - Federal Aid	5,050	5,200	4,500	4,500	6,000
Division Total	5,050	5,200	4,500	4,500	6,000

Department Expense Total	4,850	5,550	4,500	6,500	6,000
Department Revenue Total	5,050	5,200	4,500	4,500	6,000

SPECIAL GRANTS FUND

Department 6292 Job Training and Services
 Division 2980 Training Services

EXPENSES

<u>Account</u>	<u>2015 Actual</u>	<u>2016 Actual</u>	<u>2017 Adopted Budget</u>	<u>2017 Amended Budget</u>	<u>2018 Executive Recommendation</u>
2200 - Computer Equipment	-	12,014	-	-	-
4300 - Professional Services	61,992	31,314	25,000	25,000	25,000
4600 - Misc Contractual Expense	554,691	635,916	936,901	929,751	577,330
Division Total	616,682	679,243	961,901	954,751	602,330

REVENUES

<u>Account</u>	<u>2015 Actual</u>	<u>2016 Actual</u>	<u>2017 Adopted Budget</u>	<u>2017 Amended Budget</u>	<u>2018 Executive Recommendation</u>
3300 - State Aid	192,292	213,197	198,511	198,511	225,786
3400 - Federal Aid	461,046	486,375	737,427	737,427	376,544
Division Total	653,338	699,572	935,938	935,938	602,330

Department Expense Total	616,682	679,243	961,901	954,751	602,330
Department Revenue Total	653,338	699,572	935,938	935,938	602,330

SPECIAL GRANTS FUND

Department 8668 Rehabilitation Loans & Grants
 Division 3751 CDBG Grants

EXPENSES

<u>Account</u>	<u>2015 Actual</u>	<u>2016 Actual</u>	<u>2017 Adopted Budget</u>	<u>2017 Amended Budget</u>	<u>2018 Executive Recommendation</u>
4600 - Misc Contractual Expense	217,607	318,852	100,400	175,400	-
Division Total	217,607	318,852	100,400	175,400	-

REVENUES

<u>Account</u>	<u>2015 Actual</u>	<u>2016 Actual</u>	<u>2017 Adopted Budget</u>	<u>2017 Amended Budget</u>	<u>2018 Executive Recommendation</u>
3240 - Use of Money & Property	631	832	4,200	4,200	1,200
3400 - Federal Aid	217,207	318,452	100,000	175,000	-
Division Total	217,838	319,284	104,200	179,200	1,200

Division 3754 UC Home Ownership Program

EXPENSES

<u>Account</u>	<u>2015 Actual</u>	<u>2016 Actual</u>	<u>2017 Adopted Budget</u>	<u>2017 Amended Budget</u>	<u>2018 Executive Recommendation</u>
4600 - Misc Contractual Expense	366,656	260,244	350,000	350,000	-
Division Total	366,656	260,244	350,000	350,000	-

REVENUES

<u>Account</u>	<u>2015 Actual</u>	<u>2016 Actual</u>	<u>2017 Adopted Budget</u>	<u>2017 Amended Budget</u>	<u>2018 Executive Recommendation</u>
3400 - Federal Aid	366,656	260,244	350,000	350,000	-
Division Total	366,656	260,244	350,000	350,000	-

Department Expense Total	584,263	579,096	450,400	525,400	-
Department Revenue Total	584,494	579,529	454,200	529,200	1,200

SPECIAL GRANTS FUND

Department 9789 Other Long Term Debt
 Division 3760 Section 108 Loans

EXPENSES

<u>Account</u>	2015 <u>Actual</u>	2016 <u>Actual</u>	2017 <u>Adopted Budget</u>	2017 <u>Amended Budget</u>	2018 <u>Executive Recommendation</u>
6000 - Debt Principal	-	-	-	-	-
7000 - Debt Interest	3,721	4,018	3,800	3,800	1,200
Division Total	3,721	4,018	3,800	3,800	1,200

REVENUES

<u>Account</u>	2015 <u>Actual</u>	2016 <u>Actual</u>	2017 <u>Adopted Budget</u>	2017 <u>Amended Budget</u>	2018 <u>Executive Recommendation</u>
3520 - Interfund Transfers In	3,227	888	-	-	-
Division Total	3,227	888	-	-	-

Department Expense Total	3,721	4,018	3,800	3,800	1,200
Department Revenue Total	3,227	888	-	-	-

SPECIAL GRANT FUND EXPENSE TOTAL	2,054,282	2,168,164	2,299,186	2,374,186	1,568,324
SPECIAL GRANT FUND REVENUE TOTAL	2,130,042	2,179,310	2,299,186	2,374,186	1,568,324

COUNTY ROAD FUND

Department 5010 Highway Administration

Division 5010 Highway Admin

EXPENSES

<u>Account</u>	<u>2015 Actual</u>	<u>2016 Actual</u>	<u>2017 Adopted Budget</u>	<u>2017 Amended Budget</u>	<u>2018 Executive Recommendation</u>
1300 - Regular Pay	98,603	100,552	100,173	100,173	102,568
1420 - Contractual Pays	-	3,000	3,000	3,000	4,500
4570 - Leases/Rental	10,000	15,000	-	-	-
4580 - Conference Expenses	4,000	3,157	10,400	10,400	10,400
4590 - Travel	538	1,029	600	600	1,000
4600 - Misc Contractual Expense	894	4,365	5,150	5,150	5,150
8000 - Retirement	902,609	833,702	882,449	882,449	849,798
8010 - Social Security/FICA	383,370	383,074	7,893	7,893	434,566
8020 - Health Insurance	1,571,868	1,981,611	1,766,599	1,766,599	1,901,327
8060 - Employee Payments	34,226	35,034	35,600	35,600	38,600
 Division Total	<u>3,006,109</u>	<u>3,360,523</u>	<u>2,811,864</u>	<u>2,811,864</u>	<u>3,347,909</u>
 Department Expense Total	3,006,109	3,360,523	2,811,864	2,811,864	3,347,909

DEPARTMENT POSITION SUMMARY

<u>Title</u>	<u># of Positions</u>	<u>Total Salary</u>
COMM PUBLIC WORKS	1	102,568
 Total Benefited Positions	<u>1</u>	<u>102,568</u>

COUNTY ROAD FUND

Department 5020 Engineering
 Division 5020 Engineering

EXPENSES

<u>Account</u>	<u>2015 Actual</u>	<u>2016 Actual</u>	<u>2017 Adopted Budget</u>	<u>2017 Amended Budget</u>	<u>2018 Executive Recommendation</u>
1300 - Regular Pay	339,915	346,160	367,763	367,763	371,409
1400 - Part Time Pay	9,957	2,784	9,600	9,600	10,000
1410 - Overtime Pay	3,028	7,094	5,000	5,000	6,000
4000 - Supplies	2,570	-	-	-	-
4300 - Professional Services	349	32,600	79,750	92,150	77,550
4570 - Leases/Rental	40,000	27,853	-	-	-
4580 - Conference Expenses	1,445	2,370	3,200	3,200	6,000
4590 - Travel	89	-	150	150	150
4600 - Misc Contractual Expense	982	2,716	7,150	7,150	3,450
8010 - Social Security/FICA		-	29,251	29,251	-
8060 - Employee Payments	1,500	1,548	1,500	1,500	1,500
Division Total	399,834	423,126	503,364	515,764	476,059
Department Expense Total	399,834	423,126	503,364	515,764	476,059

DEPARTMENT POSITION SUMMARY

<u>Title</u>	<u># of Positions</u>	<u>Total Salary</u>
AST CIVIL ENGINEER	1	56,392
SR ENGINEER	2	184,037
SR ENGINEERING AIDE	1	51,970
STORMWATER MGT SPEC II	1	79,010
Total Benefited Positions	5	371,409

COUNTY ROAD FUND

Department 5110 Maintenance of Roads & Bridges

Division 5110 Maintenance of Roads & Bridges

EXPENSES

<u>Account</u>	2015 <u>Actual</u>	2016 <u>Actual</u>	2017 <u>Adopted Budget</u>	2017 <u>Amended Budget</u>	2018 <u>Executive Recommendation</u>
1300 - Regular Pay	2,565,855	2,622,732	3,005,525	3,005,525	2,989,460
1400 - Part Time Pay	71,237	57,955	75,000	75,000	75,000
1410 - Overtime Pay	290,976	340,877	275,000	275,000	295,000
1420 - Contractual Pays	21,470	21,865	20,500	20,500	102,000
4100 - Road/Highway Materials	687,010	709,231	858,000	858,000	718,000
4200 - Building Maint & Repair	3,839	13,315	10,000	10,000	15,000
4300 - Professional Services	21,130	52,319	60,100	60,100	60,100
4570 - Leases/Rental	4,254,726	3,820,574	130,876	130,876	136,876
4600 - Misc Contractual Expense	60,700	18,184	90,000	180,710	90,000
4690 - Maintenance	4,272	-	5,000	5,000	2,500
8010 - Social Security/FICA		-	258,254	258,254	-
8060 - Employee Payments	35,831	35,176	39,975	39,975	38,475
Division Total	8,017,044	7,692,227	4,828,230	4,918,940	4,522,411

REVENUES

<u>Account</u>	2015 <u>Actual</u>	2016 <u>Actual</u>	2017 <u>Adopted Budget</u>	2017 <u>Amended Budget</u>	2018 <u>Executive Recommendation</u>
3000 - Real Property Taxes	14,226,011	14,151,454	10,833,964	10,833,964	10,981,475
3200 - Intergovernmental Charges	-	37,895	-	-	-
3240 - Use of Money & Property	-	-	-	-	5,800
3270 - Sale of Property & Compensa	54,842	36,830	50,100	50,100	50,100
3280 - Misc Local Sources	35,634	436	1,000	1,000	10,000
3300 - State Aid	17,616	107,188	-	-	-
Division Total	14,334,104	14,333,804	10,885,064	10,885,064	11,047,375

Department Expense Total 8,017,044 7,692,227 4,828,230 4,918,940 4,522,411

Department Revenue Total 14,334,104 14,333,804 10,885,064 10,885,064 11,047,375

COUNTY ROAD FUND

Department 5110 Maintenance of Roads & Bridges

DEPARTMENT POSITION SUMMARY

<u>Title</u>	<u># of Positions</u>	<u>Total Salary</u>
BRIDGE CREW LEADER	2	91,496
BRIDGE SUPERVISOR	1	63,893
CARPENTER	1	36,436
CONSTRUCTION EQUIPMNT OPER I	23	1,044,934
CONSTRUCTION EQUIPMNT OPER II	18	839,269
EQUIPMENT MAINTENANCE LEADER	1	50,989
HIGHWAY MAINTENANCE SPECIALIST	2	114,966
HWYS & BRIDGES FIELD OP MGR	1	90,181
MOTOR EQUIPMENT OPERATOR	31	1,184,279
PUBLIC WORKS DISPATCHER	1	51,227
ROAD MAINTENANCE LEADER	11	530,172
SECTION SUPERVISOR	4	255,542
TREE MAINTENANCE LEADER	2	87,237
Total Benefited Positions	<u>98</u>	<u>4,440,621</u>

COUNTY ROAD FUND

Department 5142 Snow Removal
 Division 5142 Snow Removal

EXPENSES

<u>Account</u>	2015 Actual	2016 Actual	2017 Adopted Budget	2017 Amended Budget	2018 Executive Recommendation
1300 - Regular Pay	1,352,586	1,403,446	1,459,752	1,459,752	1,451,161
1410 - Overtime Pay	303,173	158,930	245,000	245,000	245,000
1420 - Contractual Pays	28,249	28,657	28,000	28,000	28,500
4100 - Road/Highway Materials	1,095,817	965,466	900,000	901,463	975,000
4200 - Building Maint & Repair	132,198	108,798	108,798	108,798	101,335
4570 - Leases/Rental	693,642	443,812	-	-	-
4600 - Misc Contractual Expense	-	-	75,000	75,000	-
8010 - Social Security/FICA	-	-	132,556	132,556	-
Division Total	3,605,664	3,109,109	2,949,106	2,950,569	2,800,996

REVENUES

<u>Account</u>	2015 Actual	2016 Actual	2017 Adopted Budget	2017 Amended Budget	2018 Executive Recommendation
3200 - Intergovernmental Charges	109,363	75,093	207,500	207,500	100,000
Division Total	109,363	75,093	207,500	207,500	100,000

Department Expense Total	3,605,664	3,109,109	2,949,106	2,950,569	2,800,996
Department Revenue Total	109,363	75,093	207,500	207,500	100,000

COUNTY ROAD FUND

Department 9900 Undistributed Revenues

Division 9900 Undistributed

REVENUES

<u>Account</u>	<u>2015 Actual</u>	<u>2016 Actual</u>	<u>2017 Adopted Budget</u>	<u>2017 Amended Budget</u>	<u>2018 Executive Recommendation</u>
3700 - Appropriated Fund Balance	-	-	-	-	-
Division Total	-	-	-	-	-
Department Revenue Total	-	-	-	-	-
 COUNTY ROAD FUND EXPENSE TOTAL	 18,207,853	 18,206,159	 14,790,975	 15,669,692	 14,841,531
 COUNTY ROAD FUND REVENUE TOTAL	 17,622,669	 18,030,071	 14,790,975	 15,565,120	 14,841,531

ROAD MACHINERY FUND

Department 5130 Machinery

DEPARTMENT POSITION SUMMARY

<u>Title</u>	<u># of Positions</u>	<u>Total Salary</u>
AUTOMOTIVE MECHANIC II	13	664,683
AUTOMOTIVE PARTS CLERK	1	36,436
GARAGE SUPERVISOR	1	66,920
MACHINIST	1	47,064
SIGN CREW LDR	1	46,792
SR TIRE CHANGER	1	53,682
WELDER	4	202,264
Total Benefited Positions	<u>22</u>	<u>1,117,841</u>

ROAD MACHINERY FUND

Department 9900 Undistributed Revenues

Division 9900 Undistributed

REVENUES

<u>Account</u>	<u>2015 Actual</u>	<u>2016 Actual</u>	<u>2017 Adopted Budget</u>	<u>2017 Amended Budget</u>	<u>2018 Executive Recommendation</u>
3700 - Appropriated Fund Balance	-	-	1,000,000	1,000,000	800,000
Division Total	-	-	1,000,000	1,000,000	800,000
Department Revenues Total	-	-	1,000,000	1,000,000	800,000
ROAD MACHINERY FUND EXPENSE TOTAL	3,730,959	3,201,334	3,905,321	3,972,853	3,851,792
ROAD MACHINERY FUND REVENUE TOTAL	5,310,266	4,307,217	3,905,321	3,905,321	3,851,792

SELF INSURANCE FUND

Department 1710 Self Insurance Administration

Division 1332 Workers' Comp Admin

EXPENSES

<u>Account</u>	<u>2015 Actual</u>	<u>2016 Actual</u>	<u>2017 Adopted Budget</u>	<u>2017 Amended Budget</u>	<u>2018 Executive Recommendation</u>
1300 - Regular Pay	131,690	147,996	153,831	153,831	156,461
1420 - Contractual Pays	8,000	8,000	8,000	8,000	9,000
4000 - Supplies	505	726	800	800	800
4300 - Professional Services	825,961	249,201	255,071	255,071	255,465
4510 - Insurance	-	609,779	700,000	700,000	700,000
4570 - Leases/Rental	5,969	4,848	4,848	4,848	4,848
4580 - Conference Expenses	820	881	2,000	2,000	2,000
4590 - Travel	435	538	500	500	600
4600 - Misc Contractual Expense	999	1,176	1,355	4,355	5,055
4850 - Workers' Comp	517,197	591,383	1,000,000	997,000	900,000
8000 - Retirement	24,175	25,342	25,920	25,920	25,493
8010 - Social Security/FICA	10,055	11,723	12,380	12,380	12,658
8020 - Health Insurance	34,365	36,181	35,212	35,212	36,372
Division Total	1,560,173	1,687,772	2,199,917	2,199,917	2,108,752

REVENUES

<u>Account</u>	<u>2015 Actual</u>	<u>2016 Actual</u>	<u>2017 Adopted Budget</u>	<u>2017 Amended Budget</u>	<u>2018 Executive Recommendation</u>
3280 - Misc Local Sources	26,690	-	28,000	28,000	-
3290 - Interfund Revenues	25,339	26,554	28,000	28,000	28,000
Division Total	52,029	26,554	56,000	56,000	28,000

Division 1333 Workers' Comp Admin Reserve

EXPENSES

<u>Account</u>	<u>2015 Actual</u>	<u>2016 Actual</u>	<u>2017 Adopted Budget</u>	<u>2017 Amended Budget</u>	<u>2018 Executive Recommendation</u>
4300 - Professional Services	732	623	1,000	1,000	1,000
4850 - Workers' Comp	430,802	474,527	465,000	465,000	532,000
Division Total	431,534	475,150	466,000	466,000	533,000

SELF INSURANCE FUND

Department 1710 Self Insurance Administration
 Division 1333 Workers' Comp Admin Reserve

REVENUES

<u>Account</u>	<u>2015 Actual</u>	<u>2016 Actual</u>	<u>2017 Adopted Budget</u>	<u>2017 Amended Budget</u>	<u>2018 Executive Recommendation</u>
3280 - Misc Local Sources	-	-	2,000	2,000	2,000
Division Total	-	-	2,000	2,000	2,000
Department Expense Total	1,991,707	2,162,923	2,665,917	2,665,917	2,641,752
Department Revenue Total	52,029	26,554	58,000	58,000	30,000

DEPARTMENT POSITION SUMMARY

<u>Title</u>	<u># of Positions</u>	<u>Total Salary</u>
COUNTY INSURANCE OFFICER	1	86,216
SR COMPENSATION CLAIMS EXMNER	1	50,261
Total Benefited Positions	2	136,477

SELF INSURANCE FUND

SELF INSURANCE FUND EXPENSE TOTAL	9,603,354	10,058,153	10,072,917	10,072,917	10,343,752
SELF INSURANCE FUND REVENUE TOTAL	9,603,353	10,058,153	10,072,917	10,072,917	10,343,752

DEBT SERVICE FUND

Department 9900 Undistributed Revenues

Division 9900 Undistributed

REVENUES

<u>Account</u>	<u>2015 Actual</u>	<u>2016 Actual</u>	<u>2017 Adopted Budget</u>	<u>2017 Amended Budget</u>	<u>2018 Executive Recommendation</u>
3700 - Appropriated Fund Balance	-	-	-	-	-
Division Total	-	-	-	-	-
Department Revenue Total	-	-	-	-	-

DEBT SERVICE FUND					
EXPENSE TOTAL	15,184,214	9,423,127	9,846,685	9,846,685	10,121,777

DEBT SERVICE FUND					
REVENUE TOTAL	14,722,951	9,380,296	9,846,685	9,846,685	10,121,777

OVERALL TOTALS

EXPENSES

<u>Fund</u>	2015 <u>Actual</u>	2016 <u>Actual</u>	2017 <u>Adopted Budget</u>	2017 <u>Amended Budget</u>	2018 <u>Executive Recommendation</u>
GENERAL FUND	265,769,299	270,341,508	283,968,060	288,825,077	283,244,559
SPECIAL GRANT FUND	2,054,282	2,168,164	2,299,186	2,374,186	1,568,324
COUNTY ROAD FUND	18,207,853	18,206,159	14,790,975	15,669,692	14,841,531
ROAD MACHINERY FUND	3,730,959	3,201,334	3,905,321	3,972,853	3,851,792
SELF INSURANCE FUND	9,603,354	10,058,153	10,072,917	10,072,917	10,343,752
DEBT SERVICE FUND	15,184,214	9,423,127	9,846,685	9,846,685	10,121,777
EXPENSE TOTAL	314,549,961	313,398,445	324,883,144	330,761,411	323,971,735

REVENUES

<u>Fund</u>	2015 <u>Actual</u>	2016 <u>Actual</u>	2017 <u>Adopted Budget</u>	2017 <u>Amended Budget</u>	2018 <u>Executive Recommendation</u>
GENERAL FUND	261,691,935	275,225,536	283,968,060	288,825,077	283,244,559
SPECIAL GRANT FUND	2,130,042	2,179,310	2,299,186	2,374,186	1,568,324
COUNTY ROAD FUND	17,622,669	18,030,071	14,790,975	15,565,120	14,841,531
ROAD MACHINERY FUND	5,310,266	4,307,217	3,905,321	3,905,321	3,851,792
SELF INSURANCE FUND	9,603,353	10,058,153	10,072,917	10,072,917	10,343,752
DEBT SERVICE FUND	14,722,951	9,380,296	9,846,685	9,846,685	10,121,777
REVENUE TOTAL	311,081,215	319,180,584	324,883,144	330,589,306	323,971,735

A1040

Clerk of Legislative Board

Division	Position #	Title	2017 Adopted	2018 Department Request	2018 Executive Recommended
1006					
	10401010	CLERK LEG	77,532	77,830	79,396
	10401020	DEP CLK LE	53,996	54,203	55,280
	10401050	DEP CLK LE	63,414	63,658	64,930
	10401060	SR LEG EMP	52,865	53,068	54,125
	10401101	LEG EMP	48,555	48,742	49,721
	10401105	LEG FS ANL	<u>52,007</u>	<u>60,232</u>	<u>61,446</u>
		Total Full Time Salary	348,368	357,733	364,898
	10401110	LEG COUNS	45,724	45,901	46,823
	10401115	LEG COUNS	30,483	30,597	31,212
	10401120	MIN COUNS	<u>30,483</u>	<u>14,069</u>	<u>14,350</u>
		Benefited Part-Time Salary	106,689	90,567	92,385
		Division Total	<u>455,057</u>	<u>448,300</u>	<u>457,283</u>
		Department Total	455,057	448,300	457,283
		Total Benefited Employees	9	9	9

A1110

Court Security

Division	Position #	Title	2017 Adopted	2018 Department Request	2018 Executive Recommended
1016		Other Part Time Pay	<u>35,000</u>	<u>35,020</u>	<u>35,020</u>
		Division Total	<u>35,000</u>	<u>35,020</u>	<u>35,020</u>
		Department Total	35,000	35,020	35,020
		Total Benefited Employees	0	0	0

District Attorney

Division	Position #	Title	2017 Adopted	2018 Department Request	2018 Executive Recommended
1031					
	11651002	DA	183,492	184,198	184,198
	11651020	AST DA	92,110	95,238	94,310
	11651022	AST DA	93,348	96,519	95,589
	11651023	AST DA	83,117	85,940	85,107
	11651025	AST DA	77,480	80,104	79,344
	11651055	AST DA	61,771	65,488	64,852
	11651070	AST DA	58,404	63,869	63,248
	11651100	AST DA	101,283	104,724	103,701
	11651200	AST DA	90,035	93,094	92,190
	11651201	AST DA	82,482	85,284	84,462
	11651202	RECEPT/T	35,563	36,076	36,076
	11651203	AST DA	78,520	81,187	80,718
	11651204	AST DA	65,101	67,784	67,124
	11651205	AST DA	65,556	65,553	66,684
	11651206	AST DA	65,083	67,313	66,659
	11651208	AST DA	83,138	85,961	85,128
	11651209	AST DA	63,336	67,295	65,334
	11651400	CON SEC DA	53,945	55,777	55,230
	11651402	SR LGL STN	48,922	49,110	49,110
	11651403	LGL SEC DA	43,771	43,939	43,939
	11651404	ADM AST/S	51,779	51,978	51,978
	11651405	ADM AST	47,375	47,557	47,557
	11651407	ADM AST/T	47,375	47,557	47,557
	11651410	AST DA	100,082	103,482	102,476
	11651415	SR CNSM AD	60,024	60,521	60,521
	11651425	AST DA	58,404	60,387	59,798
	11651426	AST DA	58,131	60,387	59,798
	11651431	DA INVEST	53,053	53,257	54,317
	11651438	DIR PRJ DA	0	60,236	61,442
	11651440	PARALEGAL	<u>0</u>	<u>49,347</u>	<u>0</u>
		Total Full Time Salary	2,002,679	2,169,162	2,108,447
	11651021	AST DA	36,844	38,096	37,720
	11651024	AST DA	37,248	38,513	38,137
	11651057	AST DA	38,100	39,394	39,014
	11651058	AST DA	32,487	33,591	33,270
	11651059	AST DA	32,367	33,466	33,138
	11651060	AST DA	36,320	37,554	37,194
	11651062	AST DA	32,531	38,615	33,314
	11651065	AST DA	<u>37,346</u>	<u>38,615</u>	<u>38,235</u>
		Benefited Part-Time Salary	283,243	297,844	290,022

A1165

District Attorney

Division	Position #	Title	2017 Adopted	2018 Department Request	2018 Executive Recommended
1031		Other Part Time Pay	312,995	294,206	299,566
		Division Total	<u>2,598,917</u>	<u>2,761,212</u>	<u>2,698,035</u>
		Department Total	2,598,917	2,761,212	2,698,035
		Total Benefited Employees	36	38	37

Public Defender

Division	Position #	Title	2017 Adopted	2018 Executive Recommended
1046				
	11701160	AST PD	76,586	78,415
	11701170	AST PD	76,586	78,415
	11701180	AST PD	85,522	87,568
	11701185	AST PD	65,647	67,215
	11701187	AST PD	65,647	67,215
	11701188	AST PD	85,522	87,568
	11701189	AST PD	74,001	75,766
	11701200	CON SEC PD	64,938	66,265
	11701202	LEGAL AIDE	39,197	40,315
	11701207	LEGAL AIDE	48,976	49,165
	11701215	AST PD	<u>0</u>	<u>65,005</u>
		Total Full Time Salary	682,622	762,907
	11701100	PUB DEF	83,363	85,361
	11701150	AST PD	33,164	33,960
	11701151	AST PD	37,117	38,005
	11701153	AST PD	37,117	38,005
	11701154	AST PD	43,604	44,648
	11701155	AST PD	43,604	44,648
	11701156	AST PD	37,117	38,005
	11701158	AST PD	37,117	38,005
	11701159	AST PD	33,164	33,960
	11701161	AST PD	33,164	33,960
	11701171	AST PD	48,580	49,740
	11701172	AST PD	49,481	50,757
	11701186	AST PD	33,164	33,960
	11701210	INVEST PD	<u>35,632</u>	<u>36,482</u>
		Benefited Part-Time Salary	<u>585,388</u>	<u>599,496</u>
		Division Total	1,268,010	1,362,403
1047				
	11701190	DEF BS ADV	<u>54,115</u>	<u>54,755</u>
		Total Full Time Salary	54,115	54,755
		Other Part Time Pay	<u>22,171</u>	<u>22,256</u>
		Division Total	<u>76,286</u>	<u>77,011</u>
		Department Total	1,344,296	1,439,414
		Total Benefited Employees	25	26

A1185

Medical Examiner

Division	Position #	Title	2017 Adopted	2018 Executive Recommended
1061				
	11851015	DEP MED EX	<u>152,006</u>	<u>66,558</u>
		Total Full Time Salary	152,006	66,558
	11851001	MEDICAL EX	38,997	77,704
	11851005	DEP MED EX	<u>26,027</u>	<u>51,852</u>
		Benefited Part-Time Salary	65,024	129,556
		Other Part Time Pay	<u>272,033</u>	<u>72,826</u>
		Division Total	<u>489,063</u>	<u>268,940</u>
		Department Total	489,063	268,940
		Total Benefited Employees	3	3

A1230

County Executive

Division	Position #	Title	2017 Adopted	2018 Executive Recommended
1072				
	12301020	CO EXEC	133,572	133,572
	12301025	DEP CO EXE	118,628	121,459
	12301027	DEP CO EXE	118,628	121,459
	12301030	DEP CO EXE	118,628	121,459
	12301032	AST DEP CE	84,157	86,161
	12301034	AST DEP CE	65,957	67,526
	12301050	CON SEC CE	<u>53,089</u>	<u>54,353</u>
		Total Full Time Salary	692,656	705,989
		Division Total	<u>692,656</u>	<u>705,989</u>
		Department Total	692,656	705,989
		Total Benefited Employees	7	7

Department of Finance

Division	Position #	Title	2017 Adopted	2018 Executive Recommended
1076				
	13101001	COMM FIN	113,077	115,777
	13101200	DEP COM FN	87,651	89,742
	13101259	JR ACCT	52,689	52,892
	13101261	HD ACC CLK	52,407	52,892
	13101275	ADM AST/T	51,779	51,978
	13101280	AUDITOR	60,254	61,113
	13101298	PR ACC CLK	39,494	40,612
	13101299	DEP COM FN	84,157	86,161
	13101301	FISCAL OFF	73,073	73,354
	13101306	PAY MGR	74,875	75,779
	13101400	JR ACCT	49,995	50,188
	13101403	SR AC/T	41,006	41,692
	13101404	PR ACC CLK	46,119	46,371
	13101405	CON SEC CF	61,534	63,927
	13101406	SR AC/T	40,732	40,888
	13101407	SR AC/T	45,136	45,310
	13101408	FISCAL OFF	73,073	73,354
	13101409	SR PUB AUC COORD	66,994	57,624
	13101410	ACCOUNTANT	58,467	59,396
	13101411	PR ACC CLK	45,660	46,296
	13101415	FISCAL OFF	71,438	72,495
	13101430	ACCOUNTANT	57,275	57,496
	13101440	SR AC/T	40,732	40,888
	13101901	FIN ANLYS	<u>67,722</u>	<u>69,335</u>
		Total Full Time Salary	1,455,339	1,465,560
		Other Part Time Pay	<u>46,204</u>	<u>46,266</u>
		Division Total	1,501,543	1,511,826
1077				
	13101445	SR CLERK	<u>32,854</u>	<u>31,513</u>
		Total Full Time Salary	<u>32,854</u>	<u>31,513</u>
		Division Total	32,854	31,513

A1310

Department of Finance

Division	Position #	Title	2017 Adopted	2018 Executive Recommended
1078				
	13101017	ACE DP DIR	84,157	86,161
	13101900	ACCOUNTANT	51,302	52,469
	13101950	ACE DIR	92,893	95,114
	13101952	FIN ANLYS	<u>67,722</u>	<u>69,335</u>
		Total Full Time Salary	296,074	303,079
		Other Part Time Pay	<u>16,204</u>	<u>16,266</u>
		Division Total	<u>312,278</u>	<u>319,345</u>
		Department Total	1,846,675	1,862,684
		Total Benefited Employees	29	29

Comptroller

Division	Position #	Title	2017 Adopted	2018 Department Request	2018 Executive Recommended
1082					
	13151001	CMPTR OL CO	101,702	101,709	101,709
	13151002	DEP CMPT	79,287	79,592	81,178
	13151005	SR AUDITOR	72,963	73,856	73,856
	13151006	DIR IAC	64,682	64,930	66,222
	13151010	SR AUDITOR	68,684	69,985	69,985
	13151308	AUDITOR	65,228	65,478	65,478
	13151404	AUDITOR	59,436	59,739	59,739
	13151015	CON SEC CM	<u>0</u>	<u>52,252</u>	<u>0</u>
		Total Full Time Salary	511,980	567,541	518,167
		Division Total	<u>511,980</u>	<u>567,541</u>	<u>518,167</u>
		Department Total	511,980	567,541	518,167
		Total Benefited Employees	7	8	7

A1340

Budget

Division	Position #	Title	2017 Adopted	2018 Executive Recommended
1095				
	13401001	DEP BG DIR	84,157	86,161
	13401005	DEP BG DIR	84,157	86,161
	13401030	CON SEC BG	<u>53,089</u>	<u>54,353</u>
		Total Full Time Salary	221,403	226,675
		Division Total	<u>221,403</u>	<u>226,675</u>
		Department Total	221,403	226,675
		Total Benefited Employees	3	3

A1345

Purchasing

Division	Position #	Title	2017 Adopted	2018 Executive Recommended
1101				
	13451001	DIR PURCH	77,350	79,200
	13451002	DEP DIR PU	62,936	64,438
	13451003	BUYER	40,673	42,260
	13451302	BUYER	42,334	43,462
	13451305	BUYER	40,673	42,260
	13451804	MAIL RM CD	43,771	43,939
	13451815	PR BUYER	54,545	54,755
	13451818	ADM AST/T*	29,353	30,171
	13451820	ACCOUNTANT	59,168	59,639
	13452001	DRIVER/MESSENGER	<u>38,311</u>	<u>38,873</u>
		Total Full Time Salary	489,114	498,997
		Division Total	<u>489,114</u>	<u>498,997</u>
		Department Total	489,114	498,997
		Total Benefited Employees	10	10

*Split with Self Insurance (S1710)

A1355

Real Property

Division	Position #	Title	2017 Adopted	2018 Executive Recommended
1116				
	13551001	DIR RPTSA	77,350	79,200
	13551425	SR TM SPEC	55,776	56,980
	13551427	SR TM SPEC	61,043	61,278
	13551862	RP INFO SP	58,092	61,278
	13551868	RPTS SPEC	<u>53,303</u>	<u>46,755</u>
		Total Full Time Salary	305,564	305,491
		Division Total	<u>305,564</u>	<u>305,491</u>
		Department Total	305,564	305,491
		Total Benefited Employees	5	5

County Clerk

Division	Position #	Title	2017 Adopted	2018 Department Request	2018 Executive Recommended
1131					
	14101001	CO CLERK	101,701	101,709	101,709
	14101102	CON SEC CC	55,929	56,144	57,258
	14101121	ADM AST	50,068	50,261	50,261
	14101125	SR AC CLK	42,279	42,441	42,441
	14101309	ACCOUNTANT	57,275	57,496	57,496
	14101310	ACC CLERK	42,151	42,313	29,396
	14101351	DRIVER/MES	<u>35,764</u>	<u>36,449</u>	<u>36,449</u>
		Total Full Time Salary	385,167	386,812	375,010
		Other Part Time Pay	<u>35,000</u>	<u>35,000</u>	<u>35,000</u>
		Division Total	420,167	421,812	410,010
1132					
	14101020	DEP CO CLK	79,225	79,529	81,119
	14101120	IND CLK/T	37,747	37,892	37,892
	14101135	SR IN CLK	45,136	45,310	45,310
	14101146	SR IN CL/T	41,532	41,692	41,692
	14101151	IND CLK/T	38,375	38,696	38,696
	14101153	SR IN CL/T	41,532	41,692	41,692
	14101155	SR IN CLK	45,136	45,310	45,310
	14101159	IND CLK/T	37,747	38,696	38,696
	14101171	HEAD CLERK	51,779	51,978	51,978
	14101175	PR CLERK	43,771	43,939	43,939
	14101353	IND CLK/T	38,298	38,696	38,696
	14101380	RECORD CLK	37,456	29,396	29,396
	14101385	IND CLK/T	37,747	37,892	37,892
	14101400	ADM AST/T	51,779	51,978	51,978
	14101401	IND CLK/T	32,654	33,772	33,772
	14101402	IND CLK/T	<u>37,990</u>	<u>38,696</u>	<u>38,696</u>
		Total Full Time Salary	697,904	695,164	696,754
		Other Part Time Pay	<u>21,790</u>	<u>26,878</u>	<u>26,878</u>
		Division Total	719,694	722,042	723,632

County Clerk

Division	Position #	Title	2017 Adopted	2018 Department Request	2018 Executive Recommended
1133					
	14101021	DEP CO CLK	59,732	59,962	61,168
	14101110	SR MV CASH	44,918	45,910	45,910
	14101161	MV CASHIER	42,624	43,532	43,532
	14101164	MV CASHIER	39,876	40,664	40,664
	14101177	MV CASHIER	39,876	40,707	40,707
	14101180	SR MV CASH	46,628	46,808	46,808
	14101181	SR MV CASH	44,918	45,090	45,090
	14101200	MV CASHIER	35,845	36,990	36,990
	14101201	MV CASHIER	33,595	34,714	34,714
	14101203	MV CASHIER	39,611	40,030	40,030
	14101204	MV CASHIER	39,581	40,030	40,030
	14101205	MV CASHIER	38,074	39,095	39,095
	14101206	MV CASHIER	42,624	43,252	43,252
	14101210	MV CASHIER	0	31,863	31,863
	14101300	MV CASHIER	39,876	40,030	40,030
	14101305	SEC GUARD	<u>49,629</u>	<u>50,173</u>	<u>50,173</u>
		Total Full Time Salary	637,408	678,848	680,056
		Other Part Time Pay	<u>87,745</u>	<u>93,051</u>	<u>93,051</u>
		Division Total	725,153	771,899	773,107
1134					
	14101023	DEP CO CLK	66,521	66,777	68,111
	14101026	RECORD CLK	38,202	38,349	38,349
	14101027	RECORD CLK	38,202	38,349	38,349
	14101150	ADM AST/T	48,175	48,361	48,361
	14101152	IND CLK/T	30,222	31,336	31,336
	14101154	PR REC CLK	51,779	51,978	51,978
	14101156	IND CLK/T	38,548	38,696	38,696
	14101157	IND CLK/T	37,747	37,892	37,892
	14101209	RECORD CLK	38,202	38,349	38,349
	14101352	DRIVER/MES	35,563	35,700	35,700
	14101360	PR REC MGT	56,547	56,765	56,765
	14101390	ARC PRG TC	<u>37,201</u>	<u>39,317</u>	<u>39,317</u>
		Total Full Time Salary	516,908	521,867	523,203
		Other Part Time Pay	<u>21,790</u>	<u>26,878</u>	<u>26,878</u>
		Division Total	<u>538,698</u>	<u>548,745</u>	<u>550,081</u>
		Department Total	2,403,712	2,464,498	2,456,830
		Total Benefited Employees	50	51	51

County Attorney

Division	Position #	Title	2017 Adopted	2018 Executive Recommended
1146				
	14201001	CO ATTY	113,077	115,777
	14201050	AST CO ATT	84,211	86,234
	14201054	AST CO ATT	75,329	64,511
	14201055	AST CO ATT	67,941	71,984
	14201056	AST CO ATT	67,941	69,572
	14201110	CON SEC CA	48,266	49,420
	14201115	LGL SEC CA	53,963	55,248
	14201120	PARALEGAL	64,542	65,347
	14201125	PARALEGAL	53,339	62,344
	14201130	ADM AIDE/T	43,025	48,361
	14201131	DIR RSH OP	71,526	72,597
	14201590	AST CO ATT	<u>61,352</u>	<u>69,572</u>
		Total Full Time Salary	804,512	830,967
	14201053	AST CO ATT	39,247	40,181
	14201600	AST CO ATT*	<u>0</u>	<u>23,403</u>
		Benefited Part-Time Salary	<u>39,247</u>	<u>63,584</u>
		Division Total	<u>843,759</u>	<u>894,551</u>
		Department Total	843,759	894,551
		Total Benefited Employees	13	14

*Position budgeted to begin 6/1/2018

Personnel

Division	Position #	Title	2017 Adopted	2018 Executive Recommended
1156				
	14301001	PERS OFF	94,385	96,648
	14301100	PERS ANLYS	50,414	50,608
	14301103	PERS AST	40,732	41,227
	14301105	PERS CLK	39,294	0
	14301110	PERS DEV CD	44,487	44,976
	14301302	PERS ASST	42,521	43,592
	14301311	PERS AST	41,532	41,692
	14301400	CH PER ANL	78,879	80,187
	14301407	PER TEC SP	46,119	46,296
	14301409	DIR EMP RE	77,641	79,493
	14301410	PR PER ANL	73,255	73,537
	14301412	PR PER ANL	73,255	73,537
	14301413	CON SEC PO	<u>44,408</u>	<u>55,705</u>
		Total Full Time Salary	746,922	727,498
		Other Part Time Pay	<u>10,000</u>	<u>22,936</u>
		Division Total	<u>756,922</u>	<u>750,434</u>
		Department Total	756,922	750,434
		Total Benefited Employees	13	12

Board of Elections

Division	Position #	Title	2017 Adopted	2018 Department Request	2018 Executive Recommended
1176					
	14501001	COMM ELEC	80,711	81,021	82,646
	14501002	COMM ELEC	80,711	81,021	82,646
	14501100	DEP COM EL	62,771	63,012	64,265
	14501300	DEP COM EL	62,771	63,012	64,265
	14501301	ADM AST BE	51,773	51,972	53,009
	14501304	ADM AST BE	51,773	51,972	53,009
	14501404	CH REG CLK	46,508	46,686	47,626
	14501415	CH REG CLK	46,508	46,686	47,626
	14501420	CH REG CLK	46,508	46,686	47,626
	14501421	CH REG CLK	46,508	46,686	47,626
	14501422	EL MT SPEC	46,508	46,686	47,626
	14501423	EL MT SPEC	<u>46,508</u>	<u>46,686</u>	<u>47,626</u>
		Total Full Time Salary	669,552	672,127	685,596
		Other Part Time Pay	<u>223,000</u>	<u>360,180</u>	<u>275,000</u>
		Division Total	892,552	1,032,307	960,596
		Department Total	892,552	1,032,307	960,596
		Total Benefited Employees	12	12	12

Public Works Administration

Division	Position #	Title	2017 Adopted	2018 Executive Recommended
1181				
	14901000	ADM SVC MGR	63,500	65,023
	14901001	DC DPW FIN	68,559	70,193
	14901002	CON SEC DPW	62,626	63,267
	14901006	DC DPW ADM	90,945	93,122
	14901013	SR AC/T	41,160	41,692
	14901015	PR ACC CLK	45,373	45,547
	14901120	ADM AST	58,198	58,915
	14901122	PR CLERK	44,172	45,090
	14901220	SR AC/T	42,279	39,883
	14901384	ADM AIDE/T	<u>43,556</u>	<u>43,939</u>
		Total Full Time Salary	560,368	566,671
		Division Total	<u>560,368</u>	<u>566,671</u>
		Department Total	560,368	566,671
		Total Benefited Employees	10	10

Buildings and Grounds

Division	Position #	Title	2017 Adopted	2018 Executive Recommended
1191				
	16201002	M&C SUPV	50,682	50,992
	16201003	M&C SUPV	52,689	52,892
	16201004	BLD MTC SP	41,379	42,516
	16201005	BLD MTC SP	39,490	44,451
	16201012	BLD MTC SP	46,119	46,296
	16201013	BLD MTC SP	45,373	46,067
	16201014	BLD MTC SP	44,572	44,743
	16201016	BLD MTC SP	44,923	45,547
	16201019	BLD MTC SP	46,119	46,296
	16201022	M&C SUPV	51,542	51,741
	16201023	BLD MTC SP	46,119	46,296
	16201050	HD CLEANER	39,166	39,317
	16201100	M&C SUPV	49,791	50,188
	16201101	BLD MTC SP	44,572	44,743
	16201102	SR PRJ MGR	75,876	76,168
	16201103	SR BD MT S	52,689	52,892
	16201104	BLD MTC SP	48,976	49,165
	16201105	SR LND MGR	49,158	49,165
	16201107	M&C SUPV	52,226	43,190
	16201108	BLD MTC SP	45,961	46,296
	16201109	HD CLEANER	43,079	39,317
	16201110	CLEANER	38,584	38,732
	16201111	EL C&M SUP	54,400	54,609
	16201112	CLEANER	33,524	34,269
	16201113	CLEANER	36,873	37,015
	16201115	M&C SUPV	49,995	43,956
	16201116	CLEANER	34,325	34,457
	16201120	EL C&M SUP	49,995	50,188
	16201131	BLD MTC SP	42,206	43,253
	16201201	BLD MTC SP	44,923	45,547
	16201202	CLEANER	41,714	41,875
	16201203	CLEANER	37,587	26,254
	16201206	MTC COORD	64,992	65,242
	16201207	CLEANER	37,073	37,216
	16201303	CLEANER	39,840	39,993
	16201304	BLD MTC SP	45,373	45,547
	16201305	BLD MTC SP	44,572	44,743
	16201306	BLD MTC SP	46,119	37,344
	16201307	HPAC SPEC	45,359	46,501
	16201309	BLD MTC SP	44,572	45,267
	16201310	SR BD MT S	52,671	51,741
	16201311	BLD MTC SP	48,976	49,165

Buildings and Grounds

Division	Position #	Title	2017 Adopted	2018 Executive Recommended
1191				
	16201313	BLD MTC SP	46,119	46,296
	16201320	BLD MTC SP	44,387	44,743
	16201325	BLD MTC SP	44,866	45,310
	16201330	BLD MTC SP	48,976	49,165
	16201335	BLD MTC SP	44,572	40,888
	16201371	CLEANER	33,524	33,653
	16201372	BLD MTC SP	44,572	44,743
	16201376	PRJ MGR II	66,936	67,922
	16201378	BLD MTC SP	46,119	46,296
	16201382	BL MT W I	40,862	45,310
	16201386	HD CLEANER	41,205	41,363
	16201389	BLD MTC SP	44,572	44,743
	16201400	BLD MTC SP	<u>48,332</u>	<u>49,165</u>
		Total Full Time Salary	2,539,216	2,520,789
		Other Part Time Pay	<u>56,880</u>	<u>46,000</u>
		Division Total	<u>2,596,096</u>	<u>2,566,789</u>
		Department Total	2,596,096	2,566,789
		Total Benefited Employees	55	55

A1640

Central Garage

Division	Position #	Title	2017 Adopted	2018 Executive Recommended
1260				
	16401802	SR RR TECH	0	56,692
	16401825	AUT MEC II	47,043	47,293
	16401830	DC DPW FLT	68,559	70,193
	16401835	AUT MEC II	48,256	48,442
	16401840	AUT MEC II	49,171	49,360
	16401845	AUT MEC II	<u>44,776</u>	<u>46,070</u>
		Total Full Time Salary	257,805	318,050
		Other Part Time Pay	<u>16,315</u>	<u>16,378</u>
		Division Total	<u>274,120</u>	<u>334,428</u>
		Department Total	274,120	334,428
		Total Benefited Employees	5	6

Information Services

Division	Position #	Title	2017 Adopted	2018 Executive Recommended
1291				
	16801001	DIR IS	107,926	107,501
	16801002	TCS CD II	72,218	72,495
	16801010	AST DIR IS	89,489	92,154
	16801017	CMP OP	52,926	53,129
	16801018	CMP OP	49,904	45,547
	16801019	CMP OP	43,771	46,296
	16801020	TEC AS CD	47,154	54,878
	16801022	NET AST	65,975	67,325
	16801023	TEC SUP I	57,993	58,245
	16801024	AST DIR IS	89,489	91,624
	16801025	CAP/ANLYST	75,608	76,204
	16801027	CAP/ANLYST	74,708	75,053
	16801029	TEC SUP I	59,168	49,347
	16801030	AST DIR IS	94,731	96,995
	16801031	IT SPEC	55,198	55,687
	16801033	CAP/ANLYST	75,912	76,204
	16801057	CS REP	59,524	60,254
	16801063	PROJ MGR	78,242	75,291
	16801068	SYS ANLYST	80,935	81,980
	16801078	SR TEC SUP	65,920	67,259
	16801081	PR ACC CLK	43,571	44,173
	16801082	SYS ANLYST	82,646	82,964
	16801090	TEC SUP I	57,275	49,347
	16801091	TEC SUP I	60,879	61,113
	16801094	ACC CLERK	36,655	36,796
	16801096	TECH LDR	81,143	82,105
	16801098	CAP/ANLYST	73,219	73,500
	16801101	CAP/ANLYST	74,766	75,053
	16801200	PR MACH OP	51,779	0
	16801205	MACH OP	<u>39,877</u>	<u>0</u>
		Total Full Time Salary	1,998,601	1,908,519
		Division Total	1,998,601	1,908,519
		Department Total	1,998,601	1,908,519
		Total Benefited Employees	30	28

A1910

Unallocated Insurance

Division	Position #	Title	2017 Adopted	2018 Executive Recommended
1301				
	19101003	DEP INS OF	<u>65,138</u>	<u>66,704</u>
		Total Full Time Salary	65,138	66,704
		Division Total	<u>65,138</u>	<u>66,704</u>
		Department Total	65,138	66,704
		Total Benefited Employees	1	1

Emergency Communications - E911

Division	Position #	Title	2017 Adopted	2018 Executive Recommended
1800				
	30201001	DIR EC/EM	94,765	97,029
	30201003	DEP DIR EM	65,125	66,691
	30201005	DEP DIR EM	0	66,691
	30201009	EM SR D II	52,520	53,175
	30201010	EM SR D II	53,518	53,724
	30201011	EM SR D II	55,078	55,519
	30201012	EM SR D I	53,248	53,925
	30201013	EM SR D I	41,778	42,293
	30201014	EM SR D I	50,884	51,553
	30201015	EM SR D I	47,760	40,987
	30201016	EM SR D I	50,544	50,738
	30201017	EM SR D I	51,355	51,944
	30201018	EM SR D I	51,917	52,304
	30201019	EM SR D I	50,544	50,738
	30201020	EM SR D I	54,954	55,165
	30201021	EM SR D II	53,518	53,724
	30201023	EM SR D I	50,544	50,738
	30201024	CON SEC EC	51,925	53,166
	30201025	EM SR D I	47,133	48,414
	30201026	EM SR D I	42,210	46,100
	30201027	EM SR D I	50,544	50,738
	30201028	EM SR D I	52,090	52,304
	30201029	EM SR D I	51,290	40,987
	30201030	EM SR D I	51,274	51,553
	30201031	EM SR D II	53,518	53,724
	30201032	EM SR D I	41,778	45,692
	30201033	EM SR D I	<u>50,545</u>	<u>50,738</u>
		Total Full Time Salary	1,370,359	1,440,354
		Other Part Time Pay	<u>57,504</u>	<u>57,893</u>
		Division Total	<u>1,427,863</u>	<u>1,498,247</u>
		Department Total	1,427,863	1,498,247
		Total Benefited Employees	26	27

Division	Position #	Title	2017 Adopted	2018 Department Request	2018 Executive Recommended
1810					
	31101001	SHERIFF	101,712	101,706	101,706
	31101005	UNDRSHERIF	99,403	99,786	101,790
	31101100	CON SEC SH	54,746	51,448	52,471
	31101110	SH FA I	45,804	47,606	47,606
	31101131	SH FA I	50,179	51,490	51,490
	31101180	SH FA III	60,753	63,392	63,392
	31101440	ADM AST/T	63,419	63,663	64,749
	31101443	IT SPEC	<u>58,094</u>	<u>65,709</u>	<u>65,709</u>
		Total Full Time Salary	534,110	544,800	548,913
		Division Total	534,110	544,800	548,913
1811					
	31101025	DEP SHER	56,826	59,406	59,406
	31101040	DEP SHER	66,102	61,095	61,095
	31101045	DS SGT	81,474	67,208	67,208
	31101175	DS LT	95,118	94,482	94,482
	31101202	DEP SHER	66,102	68,222	68,222
	31101295	DS DET LT	0	101,581	101,581
	31101296	DS LT	96,748	98,011	98,011
	31101301	DS CAPT	108,115	108,743	108,743
	31101360	DS LT	99,363	96,507	96,507
	31101361	DS SGT	81,474	81,787	81,787
	31101362	DS SGT	81,474	81,787	81,787
	31101363	DS DET SGT	84,914	85,316	85,316
	31101364	EM SRV DIS	65,645	65,897	65,897
	31101365	DS SGT	81,474	81,787	81,787
	31101366	DS SGT	81,474	75,606	75,606
	31101390	DS FST SGT	84,989	85,316	85,316
	31101391	DEP SHER	63,440	64,872	64,872
	31101392	DS SGT	81,474	78,655	78,655
	31101395	EM SRV DIS	52,198	53,557	53,557
	31101396	DEP SHER	68,827	70,291	70,291
	31101398	DS DETECT	69,246	72,057	72,057
	31101399	DEP SHER	53,376	55,816	55,816
	31101400	DEP SHER	60,582	59,740	59,740
	31101401	DEP SHER	60,861	63,426	63,426
	31101402	DEP SHER	53,393	55,833	55,833
	31101403	DS SGT	81,474	81,787	81,787
	31101404	DEP SHER	66,102	66,357	66,357
	31101406	DS DETECT	66,206	67,686	67,686
	31101407	DEP SHER	57,194	59,796	59,796

Division	Position #	Title	2017 Adopted	2018 Department Request	2018 Executive Recommended
1811					
	31101410	DS DETECT	77,688	77,987	77,987
	31101411	DS DETECT	68,952	69,217	69,217
	31101412	DS DETECT	67,790	69,217	69,217
	31101414	DEP SHER	64,095	66,357	66,357
	31101415	DEP SHER	49,587	58,135	58,135
	31101416	DEP SHER	74,526	74,813	74,813
	31101418	DEP SHER	61,853	63,684	63,684
	31101420	EM SRV DIS	63,045	63,448	63,448
	31101421	DEP SHER	54,131	56,612	56,612
	31101423	DEP SHER	52,654	55,081	55,081
	31101424	DEP SHER	52,629	55,047	55,047
	31101425	DEP SHER	60,861	61,095	61,095
	31101427	DEP SHER	64,638	66,357	66,357
	31101431	DEP SHER	60,861	49,778	49,778
	31101432	DEP SHER	69,842	71,911	71,911
	31101433	DEP SHER	60,861	61,095	61,095
	31101434	DEP SHER	60,852	61,095	61,095
	31101435	DEP SHER	74,526	74,813	74,813
	31101438	DEP SHER	56,118	58,682	58,682
	31101439	DEP SHER	49,587	57,490	57,490
	31101441	DEP SHER	49,587	52,047	52,047
	31101442	EM SRV DIS	<u>0</u>	<u>43,514</u>	<u>0</u>
		Total Full Time Salary	3,360,348	3,530,099	3,486,585
		Other Part Time Pay	<u>348,848</u>	<u>320,000</u>	<u>335,000</u>
		Division Total	3,709,196	3,850,099	3,821,585
1812					
	31101201	DEP SHER	74,526	74,813	74,813
	31101397	DS DETECT	75,108	77,987	77,987
	31101405	DEP SHER	68,978	49,778	49,778
	31101419	DEP SHER	57,113	59,703	59,703
	31101428	DEP SHER	<u>74,526</u>	<u>74,813</u>	<u>74,813</u>
		Total Full Time Salary	350,252	337,094	337,094
		Other Part Time Pay	<u>24,794</u>	<u>35,000</u>	<u>35,000</u>
		Division Total	375,046	372,094	372,094
1815					
	31101029	SEC GUARD	47,466	47,996	47,996
	31101031	SEC GUARD	48,318	48,504	48,504
	31101032	SEC GUARD	47,466	48,268	48,268

Division	Position #	Title	2017 Adopted	2018 Department Request	2018 Executive Recommended
1815					
	31101033	SEC GUARD	50,606	50,801	50,801
	31101035	SEC GUARD	44,741	45,581	45,581
	31101037	SR SEC GD	55,973	56,188	56,188
	31101393	DS SGT	76,310	81,787	81,787
	31101408	DEP SHER	64,157	66,357	66,357
	31101422	DEP SHER	74,526	74,813	74,813
	31101437	SEC GUARD	<u>40,803</u>	<u>42,040</u>	<u>42,040</u>
		Total Full Time Salary	550,365	562,334	562,334
		Other Part Time Pay	<u>209,696</u>	<u>210,502</u>	<u>210,502</u>
		Division Total	760,061	772,836	772,836
1817					
	31101115	RECEPT/T	47,258	48,744	48,744
	31101116	SH AST I	33,862	38,676	38,676
	31101117	PSTL PT EX	53,082	54,977	54,977
	31101130	SH FA II	49,802	54,060	54,060
	31101204	CH CIV ADM	<u>63,523</u>	<u>65,041</u>	<u>65,041</u>
		Total Full Time Salary	247,527	261,498	261,498
		Other Part Time Pay	<u>15,819</u>	<u>17,529</u>	<u>17,529</u>
		Division Total	263,346	279,027	279,027
		Department Total	5,641,759	5,818,856	5,794,455
		Total Benefited Employees	77	79	78

Probation

Division	Position #	Title	2017 Adopted	2018 Executive Recommended
1835				
	31401001	PROB DI II	91,978	94,169
	31401050	DEP PR DIR	80,288	82,205
	31401051	PROB SUPV	79,914	80,221
	31401052	PROB SUPV	78,021	79,219
	31401053	PROB SUPV	76,898	77,193
	31401054	PROB SUPV	0	72,746
	31401060	SR PRB OFF	69,763	70,510
	31401061	SR PRB OFF	72,904	73,184
	31401100	SR PRB OFF	72,904	73,184
	31401109	SR PRB OFF	73,882	74,166
	31401110	SR PRB OFF	72,904	73,184
	31401111	PROB OFF	67,621	67,881
	31401112	SR PRB OFF	73,882	74,166
	31401113	PROB OFF	64,542	65,586
	31401114	PROB OFF	63,395	63,642
	31401115	PROB OFF	68,598	58,318
	31401116	PROB OFF	62,724	63,642
	31401117	PROB OFF	66,310	66,565
	31401118	PROB OFF	64,542	64,791
	31401119	PROB OFF	59,732	61,064
	31401120	PROB OFF	68,598	69,411
	31401121	PROB OFF	64,542	64,791
	31401122	PROB OFF	66,310	66,974
	31401123	PROB OFF	67,621	68,686
	31401125	PROB OFF	69,535	69,844
	31401126	PROB OFF	66,015	0
	31401127	PROB OFF	64,542	65,143
	31401128	PROB OFF	69,576	69,844
	31401133	PROB OFF	67,621	67,881
	31401134	PROB OFF	69,576	69,844
	31401135	PROB OFF	59,895	61,240
	31401137	PROB OFF	0	64,791
	31401140	PRB CL SUP	84,676	85,775
	31401150	SR PRB AST	59,176	59,404
	31401152	PROB OFF	60,140	61,504
	31401153	PROB AST	51,334	51,532
	31401154	PROB OFF	64,542	64,791
	31401155	PROB OFF	64,542	64,791
	31401200	PROB OFF	65,458	65,709
	31401205	PROB OFF	64,542	64,791
	31401210	PROB AST	42,224	42,386
	31401251	ADM AST/T	58,198	58,422
	31401400	SR DB C/T	41,600	41,760
	31401499	ACC CLK/T	40,131	40,504
	31401505	TRANS TYP	<u>39,728</u>	<u>39,881</u>
		Total Full Time Salary	2,830,927	2,915,335
		Other Part Time Pay	<u>161,150</u>	<u>121,575</u>
		Division Total	2,992,077	3,036,910

Probation

Division	Position #	Title	2017 Adopted	2018 Executive Recommended
1836				
	31401129	CR VC COUN	54,650	55,954
	31401131	SR CV COUN	59,209	67,964
	31401132	CR VC COUN	71,926	64,874
	31401508	CR VC COUN	64,626	62,577
	31401510	CR VC COUN	<u>0</u>	<u>52,367</u>
		Total Full Time Salary	<u>250,411</u>	<u>303,737</u>
		Other Part Time Pay	<u>0</u>	<u>18,983</u>
		Division Total	250,411	322,720
1837				
	31401126	PROB OFF	56,181	66,565
	31401130	CR VC COUN	60,570	<u>61,721</u>
		Total Full Time Salary	<u>60,570</u>	<u>128,286</u>
		Division Total	60,570	128,286
1839				
	31401065	SR PRB OFF	72,904	73,184
	31401255	ADM AIDE/T	<u>55,910</u>	<u>56,125</u>
		Total Full Time Salary	128,814	129,310
		Other Part Time Pay	<u>17,915</u>	<u>22,559</u>
		Division Total	146,729	151,869
1840				
	31401506	PROB AST	<u>50,024</u>	<u>50,216</u>
		Total Full Time Salary	<u>50,024</u>	<u>50,216</u>
		Division Total	50,024	50,216
1842				
	31401138	PROB OFF*	0	32,851
	31401139	PROB OFF*	<u>0</u>	<u>32,851</u>
		Total Full Time Salary	<u>0</u>	<u>65,702</u>
		Division Total	0	65,702
		Department Total	3,499,810	3,755,703
		Total Benefited Employees	52	56

*Positions are budgeted to begin 6/1/2018

Division	Position #	Title	2017 Adopted	2018 Department Request	2018 Executive Recommended
1855					
	31501101	WARDEN	82,634	84,126	84,126
	31501106	CORR LT	79,501	81,766	81,766
	31501150	CORR LT	79,976	81,766	81,766
	31501151	AST WARDEN	83,325	73,498	73,498
	31501201	CORR SGT	71,656	73,143	73,143
	31501203	CORR CPL	61,984	64,018	64,018
	31501204	CORR LT	79,290	81,753	81,753
	31501206	CORR LT	79,976	81,766	81,766
	31501300	CORR SGT	72,322	73,811	73,811
	31501301	CORR SUPT	86,882	88,970	88,970
	31501303	CORR LT	79,976	81,766	81,766
	31501304	CORR SGT	72,322	71,515	71,515
	31501305	CORR CPL	66,042	68,591	68,591
	31501306	CORR SGT	69,160	70,637	70,637
	31501307	CORR SGT	69,187	71,806	71,806
	31501309	CORR OFF	61,547	63,492	63,492
	31501312	STOCK CLK	46,530	51,469	51,469
	31501400	CORR OFF S	61,883	64,039	64,039
	31501401	CORR OFF	65,208	66,780	66,780
	31501402	CORR OFF	53,594	55,666	55,666
	31501403	CORR CPL	66,019	67,422	67,422
	31501404	CORR OFF	63,877	65,364	65,364
	31501405	CORR OFF	54,815	58,422	58,422
	31501406	CORR OFF	62,354	64,039	64,039
	31501407	CORR OFF	62,712	64,039	64,039
	31501408	CORR OFF	59,322	60,636	60,636
	31501409	CORR OFF	62,712	64,039	64,039
	31501410	CORR OFF	62,340	64,039	64,039
	31501411	CORR SGT	71,011	73,093	73,093
	31501412	CORR OFF	59,322	60,636	60,636
	31501413	CORR OFF	62,712	64,039	64,039
	31501415	CORR OFF	61,547	44,474	44,474
	31501416	CORR OFF	54,371	56,521	56,521
	31501417	CORR OFF	54,145	55,666	55,666
	31501418	CORR OFF	51,286	54,838	54,838
	31501419	CORR OFF	43,430	44,474	44,474
	31501445	CORR CPL	66,019	59,049	59,049
	31501453	CORR OFF	59,322	62,665	62,665
	31501456	CORR OFF	63,052	65,208	65,208
	31501460	CORR OFF	59,322	60,636	60,636
	31501461	CORR OFF	62,712	65,087	65,087
	31501464	CORR OFF	62,658	64,039	64,039

Division	Position #	Title	2017 Adopted	2018 Department Request	2018 Executive Recommended
1855					
	31501465	CORR OFF	63,720	65,208	65,208
	31501466	CORR OFF	65,874	46,689	46,689
	31501467	CORR OFF	43,430	46,373	46,373
	31501468	CORR OFF	63,250	65,208	65,208
	31501469	CORR SGT	67,995	69,674	69,674
	31501470	CORR OFF	64,563	65,897	65,897
	31501472	CORR OFF	47,558	50,852	50,852
	31501473	CORR OFF	49,418	46,373	46,373
	31501474	CORR OFF	55,797	58,422	58,422
	31501475	CORR OFF	54,371	55,666	55,666
	31501476	CORR OFF	54,371	56,627	56,627
	31501478	CORR OFF	61,547	63,219	63,219
	31501480	CORR OFF	54,371	55,666	55,666
	31501481	CORR OFF	57,117	58,422	58,422
	31501482	CORR OFF	65,208	66,752	66,752
	31501483	CORR OFF	57,117	59,745	59,745
	31501484	CORR CPL	60,424	62,356	62,356
	31501486	CORR LT	78,170	80,430	80,430
	31501489	CORR OFF	54,371	55,666	55,666
	31501490	CORR OFF	53,982	55,666	55,666
	31501491	CORR OFF	48,381	51,709	51,709
	31501494	CORR OFF	64,700	66,545	66,545
	31501495	CORR OFF	61,547	63,972	63,972
	31501496	CORR OFF	65,874	67,213	67,213
	31501501	CORR OFF	54,181	44,474	44,474
	31501502	CORR CPL	61,866	64,018	64,018
	31501503	CORR OFF	61,547	63,121	63,121
	31501505	CORR OFF	44,931	48,186	48,186
	31501506	CORR OFF	61,682	64,039	64,039
	31501601	CORR OFF	47,558	50,852	50,852
	31501603	CORR OFF	47,362	50,644	50,644
	31501604	CORR OFF	54,741	58,422	58,422
	31501605	CORR OFF	54,371	55,666	55,666
	31501606	CORR OFF	59,322	62,373	62,373
	31501607	CORR OFF S	57,117	47,914	47,914
	31501608	CORR OFF	50,389	53,826	53,826
	31501609	CORR OFF	61,547	62,870	62,870
	31501610	CORR OFF	57,117	58,422	58,422
	31501612	CORR OFF	58,558	60,636	60,636
	31501613	CORR OFF	49,418	46,373	46,373
	31501614	CORR OFF	61,547	62,870	62,870
	31501615	CORR OFF	65,874	67,213	67,213

Division	Position #	Title	2017 Adopted	2018 Department Request	2018 Executive Recommended
1855					
	31501616	CORR OFF	64,563	65,897	65,897
	31501617	CORR OFF	65,208	67,092	67,092
	31501618	CORR OFF	47,111	46,689	46,689
	31501619	CORR OFF	61,744	64,039	64,039
	31501620	CORR OFF	63,877	65,802	65,802
	31501621	CORR OFF	65,874	67,213	67,213
	31501622	CORR OFF	57,117	58,422	58,422
	31501623	CORR OFF	62,667	64,039	64,039
	31501624	CORR OFF	61,547	63,121	63,121
	31501626	CORR OFF	58,686	60,636	60,636
	31501628	CORR OFF	65,208	67,200	67,200
	31501630	CORR OFF	62,712	64,039	64,039
	31501632	CORR OFF	62,712	64,039	64,039
	31501634	CORR CPL	62,629	66,235	66,235
	31501636	CORR OFF	63,877	65,396	65,396
	31501638	CORR OFF	65,208	44,474	44,474
	31501640	CORR OFF	62,031	64,039	64,039
	31501642	CORR OFF	62,313	64,039	64,039
	31501650	CORR OFF	50,389	53,826	53,826
	31501652	CORR OFF	62,896	65,208	65,208
	31501658	CORR OFF	57,117	60,466	60,466
	31501660	CORR OFF	59,322	62,373	62,373
	31501662	CORR OFF	62,712	64,039	64,039
	31501663	CORR OFF	59,322	60,636	60,636
	31501665	CORR OFF	57,117	58,422	58,422
	31501666	CORR OFF	49,491	52,849	52,849
	31501667	CORR OFF	62,712	64,160	64,160
	31501700	CORR OFF	61,342	62,870	62,870
	31501701	CORR OFF	49,663	53,015	53,015
	31501702	CORR OFF	62,712	65,078	65,078
	31501703	CORR CPL	65,616	67,422	67,422
	31501704	CORR OFF	63,819	46,890	46,890
	31501705	CORR OFF	62,712	65,078	65,078
	31501706	CORR OFF	62,739	65,208	65,208
	31501707	CORR OFF	62,712	64,160	64,160
	31501708	CORR OFF	52,292	55,666	55,666
	31501709	CORR OFF	61,547	62,870	62,870
	31501710	CORR OFF	63,877	65,459	65,459
	31501711	CORR OFF	61,547	62,870	62,870
	31501852	JAIL COOK	43,181	44,161	44,161
	31501951	RECORD CLK	45,989	47,022	47,022
	31501952	CORR SGT	69,160	71,000	71,000

Division	Position #	Title	2017 Adopted	2018 Department Request	2018 Executive Recommended
1855					
	31501953	CORR CPL	67,184	68,715	68,715
	31501954	CORR CPL	64,854	66,252	66,252
	31501955	CORR CPL	68,583	70,595	70,595
	31501956	CORR OFF	57,117	58,422	58,422
	31501957	CORR OFF	57,117	59,236	59,236
	31501958	CORR OFF	59,322	60,636	60,636
	31501959	CORR OFF	45,198	47,146	47,146
	31501960	CORR OFF	60,186	62,870	62,870
	31501961	CORR OFF	54,551	58,422	58,422
	31501962	CORR OFF	61,749	44,474	44,474
	31501963	CORR OFF	52,301	55,666	55,666
	31501964	CORR OFF	59,322	62,519	62,519
	31501965	CORR OFF	56,557	58,422	58,422
	31501966	CORR OFF	54,371	55,666	55,666
	31501967	CORR OFF	55,733	58,422	58,422
	31501968	CORR OFF	61,547	62,870	62,870
	31501969	CORR OFF	59,322	62,527	62,527
	31501970	CORR OFF	51,654	47,066	47,066
	31501971	CORR OFF	59,322	62,502	62,502
	31501972	CORR OFF	57,117	58,422	58,422
	31501973	CORR OFF	49,540	46,962	46,962
	31501974	CORR OFF	59,322	62,330	62,330
	31501975	CORR OFF	52,274	55,666	55,666
	31501976	CORR OFF	60,820	62,870	62,870
	31501977	CORR OFF	57,668	60,636	60,636
	31501978	CORR OFF	57,134	60,636	60,636
	31501979	CORR OFF	57,117	59,143	59,143
	31501980	CORR OFF	57,117	58,422	58,422
	31501981	CORR OFF	57,117	59,304	59,304
	31501982	CORR OFF	57,117	58,422	58,422
	31501983	CORR OFF	57,117	58,422	58,422
	31501984	CORR OFF	54,371	57,979	57,979
	31501985	CORR OFF	54,371	55,666	55,666
	31501986	CORR OFF	<u>49,418</u>	<u>52,766</u>	<u>52,766</u>
		Total Full Time Salary	9,639,019	9,798,305	9,798,305
		Other Part Time Pay	<u>263,092</u>	<u>215,000</u>	<u>215,000</u>
		Division Total	<u>9,902,111</u>	<u>10,013,305</u>	<u>10,013,305</u>
		Department Total	9,902,111	10,013,305	10,013,305
		Total Benefited Employees	160	160	160

A3155

Rehabilitation Services

Division	Position #	Title	2017 Adopted	2018 Executive Recommended
1881				
	31551220	AS CRW SUP	30,947	30,514
	31551950	AS CRW SUP	35,164	29,766
	31551953	AS CRW SUP	<u>35,599</u>	<u>35,736</u>
		Total Full Time Salary	101,710	96,016
		Division Total	<u>101,710</u>	<u>96,016</u>
		Department Total	101,710	96,016
		Total Benefited Employees	3	3

A3410

Fire Coordinator

Division	Position #	Title	2017 Adopted	2018 Executive Recommended
1940				
		Other Part Time Pay	<u>45,111</u>	<u>59,436</u>
		Division Total	<u>45,111</u>	<u>59,436</u>
		Department Total	45,111	59,436
		Total Benefited Employees	0	0

A3411

Arson Task Force

Division	Position #	Title	2017 Adopted	2018 Executive Recommended
1950				
		Other Stipend Pay	<u>26,750</u>	<u>26,750</u>
		Division Total	<u>26,750</u>	<u>26,750</u>
		Department Total	26,750	26,750
		Total Benefited Employees	0	0

A3620

Safety

Division	Position #	Title	2017 Adopted	2017 Executive Recommended
1965				
	36201001	SAFETY OFF	71,435	73,153
	36201004	DEP SAF OF	45,646	45,821
	36201022	BLD EX/S I	47,375	47,557
	36201035	ADM AIDE	<u>41,693</u>	<u>41,382</u>
		Total Full Time Salary	206,148	207,913
		Division Total	<u>206,148</u>	<u>207,913</u>
		Department Total	206,148	207,913
		Total Benefited Employees	4	4

URGENT

Division	Position #	Title	2017 Adopted	2018 Department Request	2018 Executive Recommended
1909					
	39891010	DEP SHER	74,526	74,813	74,813
	39891295	DS DET LT	105,759	0	0
	39891414	CORR OFF	61,659	64,039	64,039
	39891430	DS DET SGT	<u>82,394</u>	<u>75,815</u>	<u>75,815</u>
		Total Full Time Salary	324,338	214,667	214,667
		Other Part Time Pay	<u>40,612</u>	<u>40,769</u>	<u>40,769</u>
		Division Total	<u>364,950</u>	<u>255,436</u>	<u>255,436</u>
		Department Total	364,950	255,436	255,436
		Total Benefited Employees	4	3	3

Department of Health

Division	Position #	Title	2017 Adopted	2018 Executive Recommended
2200				
	40101010	COMM HLTH	158,595	162,384
	40101020	SEC COM HL	69,285	69,551
	40101021	JR ACCT	50,796	50,992
	40101036	ACCOUNTANT*	48,840	49,282
	40101108	DEP DIR ADM*	76,705	78,540
	40101112	EVAL ANALY II*	55,864	56,179
	40101150	MED BIL CD	68,598	69,787
	40101300	PR MACH OP	0	51,978
	40101314	FISCAL OFF	71,362	71,637
	40101740	SR AC/T	42,521	43,592
	40101860	SR AC/T	33,361	33,489
	40101861	RECEPT	34,762	27,496
	40101863	DB CLK/TYP	<u>0</u>	<u>28,078</u>
		Total Full Time Salary	<u>710,689</u>	<u>792,985</u>
		Division Total	710,689	792,985
2201				
	40101100	DIR PS	89,489	91,624
	40101105	PR TR TYP	46,628	46,808
	40101120	AST DIR PS	79,880	80,187
	40101122	SUPV PHN	66,941	67,270
	40101123	SUPV PHN	70,252	70,522
	40101201	PH NURSE	56,475	51,028
	40101202	PH NURSE	65,458	65,709
	40101205	PH NURSE	57,403	57,624
	40101212	PH NURSE	54,870	55,687
	40101216	PH NURSE	56,475	56,692
	40101219	PH NURSE	56,421	56,692
	40101241	PH NURSE	60,879	61,113
	40101313	RN HEALTH	47,320	0
	40101316	RN HEALTH	51,997	52,401
	40101807	SR TYPIST	38,548	30,511
	40101858	SR TYPIST	<u>37,747</u>	<u>38,696</u>
		Total Full Time Salary	936,782	882,564
		Division Total	936,782	882,564
2203				
		Other Part Time Pay	<u>3,767</u>	<u>3,767</u>
		Division Total	3,767	3,767

Department of Health

Division	Position #	Title	2017 Adopted	2018 Executive Recommended
2204				
	40101220	PH ED CD	61,760	62,027
	40101221	DIR CH REL	66,435	68,027
	40101751	SR TYPIST	41,296	0
	40101851	TYPIST	<u>26,790</u>	<u>0</u>
		Total Full Time Salary	<u>196,282</u>	<u>130,054</u>
		Division Total	196,282	130,054
2207				
	40101015	SR PH ENG	56,475	0
	40101058	PH ED CD	<u>58,258</u>	<u>59,273</u>
		Total Full Time Salary	<u>114,733</u>	<u>59,273</u>
		Other Part Time Pay	<u>5,268</u>	<u>0</u>
		Division Total	120,001	59,273
2208				
		Other Part Time Pay	<u>24,831</u>	<u>25,311</u>
		Division Total	24,831	25,311
2212				
	40101652	COORD PHCP	<u>45,773</u>	<u>45,949</u>
		Total Full Time Salary	<u>45,773</u>	<u>45,949</u>
		Division Total	45,773	45,949
2214				
	40101017	PH TECH	40,510	41,655
	40101019	AST PH ENG	73,219	73,670
	40101023	SR PH SAN	<u>61,186</u>	<u>62,027</u>
		Total Full Time Salary	<u>174,915</u>	<u>177,352</u>
		Division Total	174,915	177,352
2215				
	40101013	DIR ENV SV	98,301	100,662
	40101018	AST PH ENG	73,219	73,500
	40101047	ENV HL MGR	70,252	70,522
	40101048	PH SAN	57,275	57,613
	40101049	SR PH SAN	60,609	61,278
	40101053	ENV HL MGR	73,136	73,537
	40101054	SR PH SAN	63,571	64,036
	40101055	PH SAN	57,419	58,245

Department of Health

Division	Position #	Title	2017 Adopted	2018 Executive Recommended
2215				
	40101056	PH SAN	58,022	58,245
	40101057	SR PH SAN	61,732	62,027
	40101059	PH SAN	57,275	57,943
	40101071	PH SAN	51,533	52,683
	40101076	ENV HL MGR	73,255	73,537
	40101749	SR TYPIST	35,848	42,195
	40101859	SR TYPIST	34,161	37,892
	40101863	DB CLK/TYP	<u>34,161</u>	<u>28,571</u>
		Total Full Time Salary	959,769	972,486
		Other Part Time Pay	<u>47,412</u>	<u>52,680</u>
		Division Total	1,007,181	1,025,166
2218				
		Other Part Time Pay	<u>5,039</u>	<u>5,058</u>
		Division Total	5,039	5,058
2220				
	40101119	SUPV PHN	71,253	72,274
	40101318	PH ED CD	<u>59,241</u>	<u>60,404</u>
		Total Full Time Salary	<u>130,494</u>	<u>132,678</u>
		Division Total	<u>130,494</u>	<u>132,678</u>
		Department Total	3,355,754	3,280,157
		Total Benefited Employees	55	53

* Split with Mental Health Administration (A4310)

WIC Program

Division	Position #	Title	2017 Adopted	2018 Executive Recommended
2250				
	40821003	ADM AIDE	42,224	42,386
	40821004	CLERK	35,708	26,893
	40821005	CLERK	38,566	38,714
	40821006	CLERK	38,566	38,714
	40821007	CLERK	32,738	26,893
	40821010	SR WIC NUT	45,646	47,986
	40821011	RN HEALTH	52,998	53,202
	40821012	RN HEALTH	56,547	56,765
	40821014	SR WIC NUT	53,134	54,006
	40821015	WIC PRG CD	<u>54,078</u>	<u>55,487</u>
		Total Full Time Salary	450,205	441,046
		Other Part Time Pay	<u>15,308</u>	<u>15,368</u>
		Division Total	<u>465,513</u>	<u>456,414</u>
		Department Total	465,513	456,414
		Total Benefited Employees	10	10

Mental Health Administration

Division	Position #	Title	2017 Adopted	2018 Executive Recommended
2290				
	43101001	DEP COM MH	102,274	91,624
	43101002	DEP DIR AD*	25,568	26,173
	43101003	STD CM CD	87,734	0
	43101005	EVL ANL II*	18,621	18,726
	43101014	ADM SPEC	46,010	46,803
	43101018	MH SYS SPC	73,219	73,500
	43101019	MH SYS SP	0	67,324
	43101020	ADM AST/T	57,221	57,441
	43101036	ACCOUNTANT*	16,280	16,427
	43101055	ACCOUNTANT	57,275	57,496
	43101059	MHS PRG SU	94,515	94,879
	43101062	LGU PRG SU	78,770	79,073
	43101065	AST MH SS	65,975	57,258
	43101300	MH SS AS	76,768	77,063
	43101304	SR AC CLK	38,578	39,596
	43101410	SR CS MGR	<u>57,403</u>	<u>64,895</u>
		Total Full Time Salary	896,211	868,278
		Division Total	<u>896,211</u>	<u>868,278</u>
		Department Total	896,211	868,278
		Total Benefited Employees	12	12

* Split with Public Health (A4010)

Mental Health Programs

Division	Position #	Title	2017 Adopted	2018 Executive Recommended
2299				
	43201001	MHS CL SUP	76,768	77,063
	43201007	MHS UNT LD	91,187	92,430
	43201008	MHS CL SUP	74,019	74,304
	43201013	MH SPEC	65,346	66,174
	43201090	MH SPEC	65,900	66,174
	43201094	MH SPEC	65,174	65,425
	43201303	MH SPEC	65,920	66,174
	43201334	MH SPEC	64,373	64,621
	43201350	MH SPEC	65,174	65,425
	43201440	SR MH NRSE	56,475	56,692
	43201904	SUPV PSYCH	225,139	230,515
	43201908	STF PSYCH	112,098	0
	43201909	STF PSYCH*	<u>69,409</u>	<u>69,831</u>
		Total Full Time Salary	1,096,982	994,828
		Division Total	1,096,982	994,828
2300				
	43201003	CL RSK MGR	0	94,060
	43201018	MHS UNT LD	<u>70,907</u>	<u>0</u>
		Total Full Time Salary	<u>0</u>	<u>94,060</u>
		Division Total	0	94,060
2304				
	43201061	PSYCH III*	<u>56,399</u>	<u>56,616</u>
		Total Full Time Salary	56,399	56,616
		Other Part Time Pay	<u>0</u>	<u>0</u>
		Division Total	<u>56,399</u>	<u>56,616</u>
		Department Total	1,153,381	1,145,504
		Total Benefited Employees	15	14

* Split with DSS (A6010)

Division	Position #	Title	2017 Adopted	2018 Executive Recommended
5901				
	56301002	DIR PUB TR	77,314	79,156
	56301035	BUS DRIVER	44,658	44,829
	56301101	BUS DRIVER	46,426	46,604
	56301102	BUS DRIVER	43,142	43,681
	56301103	BUS DRIVER	44,658	44,829
	56301104	BUS DRIVER	44,658	44,829
	56301105	BUS DRIVER	38,372	38,735
	56301106	AUT MEC II	49,171	50,530
	56301130	BUS DRIVER	46,426	47,597
	56301151	DEP DIR PT	62,254	63,747
	56301155	BUS DRIVER	43,514	44,719
	56301161	BUS DRIVER	43,491	43,681
	56301162	BUS DRIVER	44,658	44,829
	56301164	BUS DRIVER	44,658	45,072
	56301165	BUS DRIVER	43,514	44,200
	56301166	BUS DRIV/D	39,090	40,309
	56301167	BUS DRIV/D	45,573	45,748
	56301168	BUS DRIVER	45,573	46,161
	56301169	BUS DRIVER	45,573	45,748
	56301170	BUS DISP	38,113	0
	56301171	BUS DISP	45,573	45,748
	56301172	BUS DRIV/D	46,426	46,705
	56301180	LD AUT MEC	58,631	59,404
	56301181	AUT MEC II	48,256	48,442
	56301185	AUT MEC II	42,004	43,334
	56301186	SR BS DISP	0	50,216
	56301187	ADM AIDE/T	49,171	49,360
	56301188	ACC CLK/T	40,325	35,105
	56301189	PT DISP TR	49,171	49,360
	56301190	PT COORD	60,570	60,803
	56301192	BUS DRIVER	45,288	37,480
	56301193	BUS DRIVER	45,524	45,748
	56301195	PT GRT/PRC	61,485	61,721
	56301196	TR CRD AST	48,256	39,964
	56301198	AUT MEC II	42,116	43,446
	56301199	LD AUT MEC	48,949	50,250
	56301200	PT M&S CRD	59,426	60,341
	56301202	BUS DRIV/D	39,838	41,081
	56301203	BUS DRIVER	44,200	44,829
	56301204	BUS DRIVER	44,658	44,829

Division	Position #	Title	2017 Adopted	2018 Executive Recommended
5901				
	56301207	BUS DRIVER	44,658	44,829
	56301311	BUS DRIVER	<u>37,384</u>	<u>39,012</u>
		Total Full Time Salary	1,932,738	1,947,011
		Other Part Time Pay	<u>240,000</u>	<u>284,889</u>
		Division Total	2,172,738	2,231,900
5903				
	56301160	BUS DRIVER	44,248	44,829
	56301186	SR BS DISP	49,414	39,443
	56301197	BUS DRIVER	38,195	39,492
	56301205	BUS DRIVER	38,548	39,813
	56301206	BUS DRIVER	44,468	44,829
	56301312	BUS DRIVER	47,736	47,920
	56301313	BUS DRIVER	<u>38,496</u>	<u>39,769</u>
		Total Full Time Salary	301,105	296,095
		Other Part Time Pay	<u>106,314</u>	<u>53,157</u>
		Division Total	407,419	349,252
5904				
	56301163	BUS DRIVER	45,573	45,748
	56301310	BUS DRIVER	<u>40,526</u>	<u>41,834</u>
		Total Full Time Salary	86,098	87,582
		Other Part Time Pay	<u>16,315</u>	<u>35,438</u>
		Division Total	<u>102,413</u>	<u>123,020</u>
		Department Total	2,275,151	2,704,172
		Total Benefited Employees	50	50

A5650

Off Street Parking

Division	Position #	Title	2017 Adopted	2018 Executive Recommended
5930				
		Other Part Time Pay	<u>38,695</u>	<u>39,000</u>
		Division Total	<u>38,695</u>	<u>39,000</u>
		Department Total	38,695	39,000
		Total Benefited Employees	0	0

Department of Social Services

Division	Position #	Title	2017 Adopted	2018 Executive Recommended
2600				
	60101001	COMM SS	107,526	110,095
	60101020	DEP COM AD	84,193	86,216
	60101034	HD ACC CLK	49,995	50,788
	60101054	DIR FIN	74,422	76,212
	60101210	RU ADMIN	58,022	58,245
	60101273	SS ADM AST	45,646	46,735
	60101274	SEC COM SS	62,676	63,872
	60101278	FISCAL MGR	62,982	63,616
	60101308	SR AC CLK	33,901	35,496
	60101310	SR AC CLK	45,136	45,310
	60101356	SR AC CLK	40,806	41,692
	60101392	JR ACCT	48,486	49,183
	60101518	DB CLK/TYP	26,790	0
	60101531	SR MGT ANL	76,203	78,483
	60101600	NET AST	60,242	66,174
	60101663	CDE ANL	54,400	54,609
	60101802	ACCOUNTANT	55,474	56,603
	60101940	ACC CLERK	37,068	37,600
	60101985	ACCOUNTANT	49,158	0
	60101986	ACCOUNTANT	<u>55,034</u>	<u>55,687</u>
		Total Full Time Salary	<u>1,128,160</u>	<u>1,076,616</u>
		Division Total	1,128,160	1,076,616
2602				
	60101155	COORD CSE	64,646	64,895
	60101175	PR CLD SP	54,545	55,492
	60101225	FAM CT SUP	60,024	60,254
	60101960	ACC CLERK	<u>38,202</u>	<u>39,460</u>
		Total Full Time Salary	<u>217,417</u>	<u>220,101</u>
		Division Total	217,417	220,101
2603				
	60101307	PR CLD SP	53,799	54,006
	60101361	PR AC CLK	<u>44,572</u>	<u>44,743</u>
		Total Full Time Salary	<u>98,371</u>	<u>98,749</u>
		Division Total	98,371	98,749
2604				
	60101081	SR CLD SP	47,664	48,361
	60101166	CLD SUP SP	34,835	35,389
	60101171	CLD SS SS	40,833	41,382

Department of Social Services

Division	Position #	Title	2017 Adopted	2018 Executive Recommended
2604				
	60101173	CLD SUP SP	42,224	42,568
	60101174	CLD SUP SP	42,224	42,386
	60101224	RECEPT	<u>35,313</u>	<u>35,700</u>
		Total Full Time Salary	<u>243,093</u>	<u>245,786</u>
		Division Total	243,093	245,786
2605				
	60101165	CLD SUP SP	43,771	34,969
	60101167	CLD SUP SP	42,806	43,190
	60101168	CLD SUP SP	34,835	36,555
	60101169	CLD SUP SP	41,712	42,386
	60101170	SR CLD SP	48,175	49,024
	60101172	CLD SUP SP	42,637	43,190
	60101216	CLD SUP SP	43,025	43,190
	60101535	DB CLK/TYP	<u>35,708</u>	<u>36,560</u>
		Total Full Time Salary	<u>332,669</u>	<u>329,064</u>
		Division Total	332,669	329,064
2607				
	60101039	SWE	46,628	46,808
	60101061	ACC CLERK	39,000	39,500
	60101074	SWE	42,224	42,386
	60101075	PR SWE	57,403	57,624
	60101079	SR SWE	48,175	48,364
	60101092	SR SWE	51,779	51,978
	60101102	SWE	41,847	42,386
	60101105	SWE	40,360	41,290
	60101107	SWE	46,628	46,808
	60101108	SWE	45,454	45,949
	60101111	SWE	40,307	41,252
	60101112	SWE	43,771	43,939
	60101146	SWE	44,918	45,090
	60101152	ACC CLERK	37,456	38,205
	60101198	SWE	43,025	43,495
	60101204	SWE	43,025	43,265
	60101510	ACC CLK/T	36,655	37,073
	60101511	DB CLK/TYP	35,708	35,846
	60101519	SR TYPIST	42,151	42,313
	60101524	RECEPT	<u>35,563</u>	<u>35,700</u>
		Total Full Time Salary	<u>862,076</u>	<u>869,271</u>
		Division Total	862,076	869,271

Department of Social Services

Division	Position #	Title	2017 Adopted	2018 Executive Recommended
2609				
	60101032	DIR SS PRG	64,137	65,662
	60101035	MGD CR SP	54,400	54,609
	60101063	PR SWE	56,547	56,765
	60101072	PR SWE	57,403	57,624
	60101076	SWE	42,224	42,386
	60101083	SR SWE	48,018	48,361
	60101086	SR SWE	51,779	51,978
	60101094	SR SWE	50,193	51,119
	60101096	SR SWE	40,022	0
	60101100	SWE	42,224	42,386
	60101103	SWE	42,224	42,568
	60101106	SWE	43,025	43,190
	60101117	SWE	42,224	0
	60101124	SWE	43,025	43,190
	60101135	SWE	40,729	41,382
	60101144	SWE	34,835	0
	60101145	SWE	34,835	0
	60101148	SWE	43,025	0
	60101150	SWE	41,220	41,382
	60101156	SWE	42,899	43,190
	60101182	SWE	34,835	34,969
	60101185	SW SPEC	48,976	49,165
	60101187	SW SPEC	46,061	46,296
	60101203	SR AC CLK	41,791	42,441
	60101205	MACH OP	0	40,030
	60101309	PHOTO ATND	33,779	33,909
	60101501	DB CLK/TYP	34,633	35,097
	60101508	CLERK	37,710	37,855
	60101525	RECEPT	34,762	35,312
	60101686	IT SUPV	34,835	0
	60101931	MED DIR	26,790	0
	60101952	SWE	34,835	43,939
	60101954	HD SWE	60,879	61,113
	60101967	SR DB/CT	34,394	34,731
	60101976	SWE	<u>42,224</u>	<u>42,386</u>
		Total Full Time Salary	<u>1,461,492</u>	<u>1,263,035</u>
		Other Part-Time Salary	<u>0</u>	<u>18,719</u>
		Division Total	1,461,492	1,281,754

Department of Social Services

Division	Position #	Title	2017 Adopted	2018 Executive Recommended
2610				
	60101240	MED WKR	<u>61,789</u>	<u>62,027</u>
		Total Full Time Salary	<u>61,789</u>	<u>62,027</u>
		Division Total	61,789	62,027
2611				
	60101059	ACC CLERK	38,202	39,345
	60101062	SR HEAP AI	41,532	41,692
	60101077	PR SWE	57,403	57,624
	60101099	SWE	42,224	42,386
	60101188	SW SPEC	45,373	45,547
	60101410	DB CLK/TYP	34,405	35,097
	60102000	SWE	<u>40,761</u>	<u>41,382</u>
		Total Full Time Salary	<u>299,899</u>	<u>303,073</u>
		Division Total	299,899	303,073
2612				
	60101067	EI SPEC	51,542	51,741
	60101068	EI SPEC	51,313	51,741
	60101069	EI COORD	57,275	57,556
	60101071	PRE SCH PR	43,025	53,202
	60101144	HUM SRV AS	0	43,190
	60101270	ADM AST	51,779	51,978
	60101301	PR ACC CLK	47,265	47,447
	60101352	ACC CLERK	37,299	37,600
	60101358	SR AC CLK	40,732	41,242
	60101359	ACC CLERK	37,456	37,600
	60101363	SR AC CLK	40,732	40,888
	60101680	SR AC/T	41,532	41,692
	60101884	RECEPT/T	35,563	35,700
	60101913	EI SPEC	49,995	50,188
	60101918	PRE SCH PR	54,459	54,755
	60101956	EI SPEC	49,995	46,789
	60101968	SR CLERK	35,943	36,841
	60101969	ACCOUNTANT	56,475	57,200
	60101987	DIR PR/EI	<u>64,137</u>	<u>65,662</u>
		Total Full Time Salary	<u>846,517</u>	<u>903,012</u>
		Division Total	846,517	903,012

Division	Position #	Title	2017 Adopted	2018 Executive Recommended
2614				
	60101038	TRANS TYP	35,344	35,700
	60101051	DEP COM SV	84,193	86,216
	60101052	CASE SUP B	63,791	64,533
	60101053	AST DIR SS	73,255	73,537
	60101056	CASE SUP B	64,646	64,895
	60101057	CASE SUP B	64,646	64,895
	60101058	SR CSWKR	57,304	58,245
	60101091	ADM AST	50,068	50,261
	60101096	CASEWORKER	0	45,999
	60101114	SR SWE	49,830	50,261
	60101117	CASE MG SS	0	46,081
	60101141	CASE AIDE	40,440	40,596
	60101145	CASE MG SS	0	46,081
	60101148	CASEWORKER	0	44,578
	60101218	SR CSWKR	58,022	58,245
	60101362	CASE AIDE	37,747	37,892
	60101407	TYPIST	36,855	36,997
	60101451	SR TYPIST	39,294	39,445
	60101506	SR CLERK	38,720	39,445
	60101530	SR CSWKR	49,158	58,245
	60101537	CMM SV AID	26,790	25,706
	60101649	CMM SV AID	35,672	35,809
	60101650	CMM SV AID	32,978	33,105
	60101651	CMM SV AID	30,936	31,876
	60101653	CASEWORKER	47,460	53,202
	60101655	SR SVC AID	29,284	29,396
	60101657	CMM SV AID	31,863	32,100
	60101685	CASE AIDE	39,294	39,445
	60101686	CASE MG SS	0	46,081
	60101702	SR CSWKR	57,275	57,496
	60101703	SR CSWKR	58,026	59,396
	60101705	SR CSWKR	54,990	55,687
	60101706	SR CSWKR	60,879	61,113
	60101707	SR CSWKR	59,168	59,396
	60101709	SR CSWKR	60,024	60,254
	60101750	CASEWORKER	56,547	56,765
	60101800	CASEWORKER	54,072	54,755
	60101801	CASEWORKER	47,951	49,085
	60101803	CASEWORKER	57,403	57,624
	60101807	CASEWORKER	51,157	52,123
	60101815	CASE MG SS	45,646	47,782
	60101816	CASEWORKER	52,998	44,506

Department of Social Services

Division	Position #	Title	2017 Adopted	2018 Executive Recommended
2614				
	60101819	CASE MG SS	48,212	49,331
	60101820	CASEWORKER	51,564	52,197
	60101822	CASEWORKER	53,519	44,670
	60101823	CASEWORKER	44,495	47,838
	60101824	CASEWORKER	53,799	54,006
	60101825	CASEWORKER	47,403	48,567
	60101826	CASEWORKER	47,204	48,458
	60101833	CASEWORKER	53,799	54,006
	60101842	CASEWORKER	53,799	54,006
	60101844	CASEWORKER	52,998	53,202
	60101848	CASEWORKER	52,998	53,202
	60101849	CASEWORKER	51,157	52,123
	60101850	CASEWORKER	52,998	53,202
	60101851	CASEWORKER	55,692	56,380
	60101853	CASEWORKER	52,852	53,202
	60101854	CASEWORKER	53,799	54,296
	60101855	CASEWORKER	56,547	57,344
	60101857	CASEWORKER	54,545	55,867
	60101861	CASEWORKER	54,545	54,755
	60101862	CASEWORKER	57,403	57,624
	60101863	CASE AIDE	37,747	37,892
	60101864	CASE AIDE	41,490	42,313
	60101865	RPN (SS)	50,149	51,335
	60101866	CASE AIDE	38,921	39,445
	60101868	CASE AIDE	32,381	33,478
	60101869	CASE AIDE	37,747	38,185
	60101885	CASE SUP B	63,791	64,036
	60101897	CASEWORKER	46,957	48,402
	60101901	CASEWORKER	56,475	56,765
	60101905	CASEWORKER	52,998	53,248
	60101907	CASEWORKER	53,799	54,023
	60101909	CASEWORKER	53,457	54,006
	60101910	CASEWORKER	56,343	56,765
	60101912	CASEWORKER	56,343	56,765
	60101916	CASEWORKER	48,008	49,138
	60101919	CASEWORKER	52,998	53,202
	60101920	CASEWORKER	52,814	53,202
	60101922	CASEWORKER	45,646	45,272
	60101923	CASEWORKER	51,997	52,979
	60101924	CASEWORKER	54,545	54,755
	60101925	CASEWORKER	49,969	51,165
	60101927	CASEWORKER	48,574	49,724

Department of Social Services

Division	Position #	Title	2017 Adopted	2018 Executive Recommended
2614				
	60101928	CASEWORKER	54,172	44,522
	60101929	CASEWORKER	53,814	54,755
	60101959	SR CSWKR	57,275	57,496
	60101972	CASEWORKER	52,998	53,202
	60101974	SWE	0	44,578
	60101978	CASEWORKER	52,998	53,202
	60101979	CASEWORKER	51,564	52,197
	60101980	CASEWORKER	52,998	53,202
	60101981	CASEWORKER	48,378	49,504
	60101982	CASEWORKER	47,876	49,013
	60101983	CASEWORKER	47,498	48,656
	60101984	SR CSWKR	57,275	57,496
	60101990	CASEWORKER	<u>52,998</u>	<u>53,202</u>
		Total Full Time Salary	<u>4,596,055</u>	<u>4,906,245</u>
		Other Part-Time Salary	<u>22,171</u>	<u>22,256</u>
		Division Total	4,618,226	4,928,501
2615				
	60101230	SR PRB OFF	70,616	70,888
	60101231	PROB OFF	67,621	67,881
	60101235	PROB AST	46,628	46,808
	60101298	ADM AIDE/T	46,415	36,338
	60101452	SR SVC AID	35,470	30,427
	60101691	MHS CHD SV	65,174	65,425
	60101692	MHS CLS CS	74,766	75,053
	60101693	MHS CHD SV	64,755	65,425
	60101694	MHS CHD SV	65,920	57,704
	60101696	MHS CHD SV	65,920	66,531
	60101697	STAFF PSYCH	133,035	0
	60101698	STAFF PSYCH*	29,500	162,984
	60101699	PSYCH III*	42,299	42,462
	60101755	CASEWORKER	48,306	49,424
	60101808	PROB OFF	63,270	63,642
	60101818	CASEWORKER	53,799	54,006
	60101845	CASEWORKER	53,196	54,006
	60101852	CASEWORKER	54,545	54,755
	60101859	CASEWORKER	51,277	52,197
	60101875	MHS CL SUP	75,008	76,204
	60101876	MHS UNT LD	82,646	82,964
	60101881	MHS CHD SV	65,174	65,425
	60101882	MHS CHD SV	63,372	64,609

Department of Social Services

Division	Position #	Title	2017 Adopted	2018 Executive Recommended
2615				
	60101883	MHS CHD SV	65,174	58,437
	60101899	CASEWORKER	53,799	54,368
	60101945	MHS CHD SV	65,605	66,174
	60101947	MHS CL SUP	74,766	75,768
	60101948	PROB OFF	68,598	68,862
	60101965	TRANS TYP	<u>32,681</u>	<u>33,633</u>
		Total Full Time Salary	<u>1,779,338</u>	<u>1,762,400</u>
		Other Part-Time Pay	<u>9,141</u>	<u>0</u>
		Division Total	1,788,479	1,762,400
2616				
	60101162	SR AC/T	37,456	42,025
	60101213	CH SS INV	64,646	74,166
	60101217	SR SS INV	52,998	59,654
	60101821	CASEWORKER	52,998	61,331
	60101958	SR CSWKR	<u>57,276</u>	<u>66,106</u>
		Total Full Time Salary	<u>265,374</u>	<u>303,282</u>
		Division Total	265,374	303,282
2617				
	60101002	SWE	43,025	43,190
	60101008	PHOTO ATND	33,779	34,299
	60101033	DIR TMP AS	75,093	76,661
	60101041	RECORD TEC	52,707	52,910
	60101042	SWE	42,224	42,386
	60101070	HD SWE	60,879	61,113
	60101080	SR SWE	50,068	50,261
	60101084	SR SWE	51,302	51,978
	60101090	SR SWE	40,022	40,176
	60101093	SR SWE	51,779	51,978
	60101104	SWE	41,693	42,386
	60101109	SWE	42,837	43,190
	60101115	SWE	43,025	43,190
	60101116	SWE	43,025	43,451
	60101127	SWE	42,224	42,386
	60101129	SWE	42,224	42,386
	60101134	SWE	41,789	42,386
	60101136	SWE	42,791	43,190
	60101137	SWE	43,771	43,939
	60101140	SWE	40,790	34,969
	60101142	SWE	43,025	43,190
	60101147	RECEPT	32,662	33,618

Department of Social Services

Division	Position #	Title	2017 Adopted	2018 Executive Recommended
2617				
	60101149	SW SPEC	46,119	46,296
	60101153	SWE	43,771	43,939
	60101154	SR SWE	50,924	51,119
	60101161	ACC CLERK	38,030	38,349
	60101164	SWE	45,115	45,949
	60101181	SWE	43,771	43,939
	60101183	SWE	42,403	43,190
	60101189	SW SPEC	47,265	47,937
	60101516	DB CLK/TYP	35,708	35,846
	60101517	RECEPT	35,922	36,449
	60101528	TYPIST	37,710	37,855
	60101690	CHM DEP SP	68,778	69,042
	60101974	SWE	43,025	0
	60101975	SWE	<u>42,868</u>	<u>43,190</u>
		Total Full Time Salary	<u>1,622,143</u>	<u>1,586,333</u>
		Other Part-Time Salary	<u>14,224</u>	<u>14,278</u>
		Division Total	1,636,367	1,600,611
2620				
	60101406	STF DEV CO	<u>45,009</u>	<u>45,237</u>
		Total Full Time Salary	<u>45,009</u>	<u>45,237</u>
		Division Total	<u>45,009</u>	<u>45,237</u>
2621				
	60101360	SS LAN SPE	48,976	49,165
	60101684	DB CLK/TYP	<u>35,134</u>	<u>35,846</u>
		Total Full Time Salary	<u>84,111</u>	<u>85,011</u>
		Division Total	<u>84,111</u>	<u>85,011</u>
2622				
	60101357	CASE AIDE	38,548	39,086
	60101403	RECEPT	27,391	27,496
	60101708	SR CSWKR	59,168	59,396
	60101806	CASEWORKER	53,799	54,006
	60101903	CASEWORKER	52,998	53,202
	60101914	CASEWORKER	52,998	53,202
	60101926	CASEWORKER	<u>53,177</u>	<u>54,006</u>
		Total Full Time Salary	<u>338,080</u>	<u>340,394</u>
		Division Total	<u>338,080</u>	<u>340,394</u>

Department of Social Services

Division	Position #	Title	2017 Adopted	2018 Executive Recommended
2626				
	60101214	PARALEGAL	65,458	65,709
	60101248	SR SS ATTY	78,988	79,292
	60101250	SUPV SS AT	81,026	82,964
	60101251	SS ATTY	68,341	68,604
	60101252	SS ATTY	68,087	68,366
	60101253	SS ATTY	68,097	68,366
	60101254	SS ATTY	69,099	69,609
	60101275	SS ATTY	68,097	68,366
	60101279	PARLGL AST	47,911	40,998
	60101366	SR TYPIST	41,296	32,075
	60101536	DB CLK/TYP	35,708	36,534
	60101985	SS ATTY	<u>0</u>	<u>67,106</u>
		Total Full Time Salary	<u>692,107</u>	<u>747,989</u>
		Division Total	<u>692,107</u>	<u>747,989</u>
2634				
	60101133	SWE	42,212	42,386
	60101180	SWE	43,025	43,190
	60101186	SR SWE	51,779	51,978
	60101962	SWE	<u>41,223</u>	<u>41,412</u>
		Total Full Time Salary	<u>178,239</u>	<u>178,966</u>
		Division Total	<u>178,239</u>	<u>178,966</u>
		Department Total	15,197,474	15,381,844
		Total Benefited Employees	304	302

* Split with Mental Health (A4320)

A6410

Tourism

Division	Position #	Title	2017 Adopted	2018 Executive Recommended
2800				
	64101021	DIR TOUR	75,020	76,807
	64101090	DEP DIR TM	52,798	54,061
	64101102	OFFICE AST	42,501	43,629
	64101110	TUR IN AST	<u>36,007</u>	<u>37,353</u>
		Total Full Time Salary	206,326	211,850
		Division Total	<u>206,326</u>	<u>211,850</u>
		Department Total	206,326	211,850
		Total Benefited Employees	4	4

Veterans Services

Division	Position #	Title	2017 Adopted	2018 Executive Recommended
2820				
	65101001	DIR VA	77,641	79,493
	65101002	DEP DIR VA	62,117	63,598
	65101010	VET BN REP	45,701	45,949
	65101100	SR AC CLK	33,361	35,388
	65101101	VET SRV DR	38,980	40,205
	65101151	ADM AST	42,055	43,184
	65101153	VET BN REP	<u>0</u>	<u>37,584</u>
		Total Full Time Salary	299,855	345,401
	65101102	VET SRV DR	23,257	21,696
	65101153	VET BN REP	<u>20,790</u>	<u>0</u>
		Benefited Part-Time Salary	<u>44,047</u>	<u>21,696</u>
		Other Part Time Pay	<u>72,453</u>	<u>68,304</u>
		Division Total	<u>416,355</u>	<u>435,401</u>
		Department Total	416,355	435,401
		Total Benefited Employees	8	8

A6610

Weights and Measures

Division	Position #	Title	2017 Adopted	2018 Executive Recommended
2840				
	66101001	DIR W&M	65,138	66,704
	66101050	W&M INSP	<u>47,593</u>	<u>48,726</u>
		Total Full Time Salary	112,731	115,430
		Division Total	<u>112,731</u>	<u>115,430</u>
		Department Total	112,731	115,430
		Total Benefited Employees	2	2

Office for the Aging

Division	Position #	Title	2017 Adopted	2018 Executive Recommended
2865				
	67721001	DIR OFA	77,641	79,493
	67721002	ADM AST/T	51,779	51,978
	67721102	ACCOUNTANT	56,475	56,692
	67721110	SR TYPIST	41,158	41,455
	67721227	DEP DIR OA	62,117	63,598
	67721234	RECEPT/T	34,762	35,700
	67721235	SR AC/T	41,532	41,692
	67721238	SR AGE AID	34,406	35,413
	67721241	CASEWORKER	52,998	53,202
	67721246	CASEWORKER	55,692	55,906
	67721248	SR AGE AID	32,305	33,437
	67721250	SR CSWKR	57,275	57,496
	67721255	SR AGE AID	30,340	31,674
	67721260	CASEWORKER	54,244	54,755
	67721270	SR AGE AID	<u>31,439</u>	<u>32,526</u>
		Total Full Time Salary	714,163	725,017
		Other Part Time Pay	<u>14,224</u>	<u>0</u>
		Division Total	<u>728,387</u>	<u>725,017</u>
		Department Total	728,387	725,017
		Total Benefited Employees	15	15

A7110

Parks

Division	Position #	Title	2017 Adopted	2018 Executive Recommended
3000		Other Part Time Pay	<u>60,000</u>	<u>60,000</u>
		Division Total	60,000	60,000
3001		Other Part Time Pay	<u>120,000</u>	<u>135,000</u>
		Division Total	120,000	135,000
3002		Other Part Time Pay	<u>15,000</u>	<u>15,680</u>
		Division Total	<u>15,000</u>	<u>15,680</u>
		Department Total	195,000	210,680
		Total Benefited Employees	0	0

7310

Youth Programs

Division	Position #	Title	2017 Adopted	2018 Executive Recommended
3100				
	73101001	DIR YTH BU*	<u>58,305</u>	<u>58,529</u>
		Total Full Time Salary	58,305	58,529
		Other Part Time Pay	<u>18,296</u>	<u>18,366</u>
		Division Total	<u>76,601</u>	<u>76,895</u>
		Department Total	76,601	76,895
		Total Benefited Employees	1	1

*Split with Human Rights (A8040)

A8020

Planning

Division	Position #	Title	2017 Adopted	2018 Executive Recommended
3400				
	80201001	DIR CO PL	107,926	110,515
	80201051	PR PLANNER	79,789	80,096
	80201101	DEP DIR PL	89,489	91,624
	80201205	PR TRS PL	76,576	77,538
	80201210	SR TRN PLN	66,030	67,228
	80201215	SR PLNR	68,669	68,933
	80201500	ADM AST	<u>50,068</u>	<u>50,261</u>
		Total Full Time Salary	<u>538,547</u>	<u>546,195</u>
		Division Total	538,547	546,195
3401				
	80201041	DEP DIR ED	93,566	95,808
	80201110	BUS SRV AD	67,722	69,335
	80201220	BUS SRV AD	67,722	69,335
	80201225	CON SEC BS	<u>43,352</u>	<u>50,736</u>
		Total Full Time Salary	272,363	285,214
		Division Total	<u>272,363</u>	<u>285,214</u>
		Department Total	810,910	831,409
		Total Benefited Employees	11	11

A8040

Human Rights

Division	Position #	Title	2017 Adopted	2018 Executive Recommended
3500				
	80401001	DIR HR COM*	<u>16,025</u>	<u>16,409</u>
		Total Full Time Salary	16,025	16,409
		Division Total	<u>16,025</u>	<u>16,409</u>
		Department Total	16,025	16,409
		Total Benefited Employees	0	0

*Split with Youth (A7310)

A8090

Environment

Division	Position #	Title	2017 Adopted	2018 Executive Recommended
3552				
	80901021	COORD ENV	70,325	72,002
	80901022	DEP CD ENV	49,449	57,861
	80901025	ENV RES TE	51,542	59,135
	80901026	ENV PLAN	<u>63,372</u>	<u>63,705</u>
		Total Full Time Salary	234,689	252,703
		Other Part Time Pay	<u>12,500</u>	<u>10,000</u>
		Division Total	<u>247,189</u>	<u>262,703</u>
		Department Total	247,189	262,703
		Total Benefited Employees	4	4

A9060

Hospital & Medical Insurance

Division	Position #	Title	2017 Adopted	2018 Executive Recommended
4000				
	90601003	EMP BEN AD	65,793	66,046
	90601104	EMP BEN SP	<u>50,068</u>	<u>50,261</u>
		Total Full Time Salary	115,861	116,307
		Division Total	<u>115,861</u>	<u>116,307</u>
		Department Total	115,861	116,307
		Total Benefited Employees	2	2

B6290

Office of Employment & Training

Division	Position #	Title	2017 Adopted	2018 Executive Recommended
2941				
	62901002	DIR OET	71,726	73,445
	62901041	DEP DIR ET	61,643	63,123
	62901131	E&T COORD	49,995	50,773
	62901138	E&T COORD	49,995	50,878
	62901170	E&T COORD	50,796	51,052
	62901172	WRK FRC CO	51,542	51,741
	62901175	DIS RES CD	53,544	53,750
	62901180	WRK FRC AS	42,501	43,629
	62901351	ADM AIDE/T	<u>43,025</u>	<u>46,808</u>
		Total Full Time Salary	474,769	485,199
		Other Part Time Pay	<u>27,708</u>	<u>27,708</u>
		Division Total	<u>502,477</u>	<u>512,907</u>
		Department Total	502,477	512,907
		Total Benefited Employees	9	9

D5010

Highway Administration

Division	Position #	Title	2017 Adopted	2018 Executive Recommended
5010				
	50101001	COMM PW	<u>100,173</u>	<u>102,568</u>
		Total Full Time Salary	100,173	102,568
		Division Total	<u>100,173</u>	<u>102,568</u>
		Department Total	100,173	102,568
		Total Benefited Employees	1	1

D5020

Engineering

Division	Position #	Title	2017 Adopted	2018 Executive Recommended
5020				
	50201007	AST CV ENG	55,203	56,392
	50201008	SR ENG AID	51,771	51,970
	50201020	SR ENG	94,370	94,733
	50201025	SW MGT II	77,716	79,010
	50201210	SR ENG	<u>63,590</u>	<u>89,304</u>
		Total Full Time Salary	342,650	371,409
		Other Part Time Pay	<u>9,600</u>	<u>10,000</u>
		Division Total	<u>352,250</u>	<u>381,409</u>
		Department Total	352,250	381,409
		Total Benefited Employees	5	5

Division	Position #	Title	2017 Adopted	2018 Executive Recommended
5110/5142				
	51101016	MEO	36,629	37,963
	51101020	MEO	33,779	33,909
	51101028	CEO I	45,696	45,915
	51101044	MEO	35,181	36,438
	51101047	RD MTC LDR	53,477	53,682
	51101056	MEO	35,471	36,635
	51101061	BRIDG SUPV	63,648	63,893
	51101063	MEO	36,699	38,026
	51101065	CEO II	51,022	51,219
	51101066	CEO I	43,592	44,349
	51101067	SECT SUPV	64,646	64,895
	51101079	PW DISP	51,771	51,227
	51101084	RD MTC LDR	50,627	50,822
	51101091	MEO	41,683	41,844
	51101102	CEO II	46,613	46,792
	51101114	CEO I	44,990	45,163
	51101118	CEO I	48,589	48,776
	51101119	RD MTC LDR	53,477	41,426
	51101179	SECT SUPV	60,403	60,857
	51101219	CEO II	46,613	46,792
	51101225	SECT SUPV	66,664	64,895
	51101235	RD MTC LDR	53,477	41,426
	51101236	CEO I	44,990	45,163
	51101250	RD MTC LDR	52,624	53,535
	51101258	CEO II	48,173	48,358
	51101261	CEO I	45,739	45,915
	51101262	CEO II	46,613	46,792
	51101285	CEO II	48,173	38,879
	51101288	MEO	41,930	42,658
	51101290	CEO II	48,173	48,358
	51101301	CEO II	47,424	47,606
	51101319	CEO I	44,990	45,382
	51101323	SECT SUPV	64,646	64,895
	51101332	CEO I	44,990	45,728
	51101338	BRG CR LDR	47,424	50,070
	51101355	RD MTC LDR	51,705	41,426
	51101356	MEO	35,823	33,909
	51101365	CEO II	47,424	47,969
	51101369	CEO I	44,990	45,163
	51101379	CEO I	44,800	45,163
	51101381	CEO II	48,173	38,879
	51101382	MEO	41,683	41,844

Division	Position #	Title	2017 Adopted	2018 Executive Recommended
5110/5142				
	51101415	MEO	35,471	36,635
	51101416	CEO I	45,739	45,915
	51101418	MEO	36,078	37,354
	51101445	MEO	35,549	36,728
	51101448	CEO II	51,022	51,219
	51101469	MEO	37,233	38,504
	51101474	EQ MTC LDR	48,173	50,989
	51101500	MEO	41,499	41,844
	51101528	CEO I	44,990	45,901
	51101537	CEO I	48,589	48,776
	51101546	CEO II	47,424	47,606
	51101553	MEO	36,078	37,354
	51101588	CEO II	46,613	46,792
	51101616	MEO	34,669	33,909
	51101619	CEO II	47,424	47,606
	51101627	RD MTC LDR	41,267	35,987
	51101630	CEO II	47,770	48,358
	51101631	HWY MTC SP	57,262	57,483
	51101632	RD MTC LDR	53,477	53,682
	51101633	CEO I	44,990	45,163
	51101634	CEO I	48,589	48,776
	51101635	RD MTC LDR	53,477	53,682
	51101636	CEO II	47,870	48,358
	51101637	BRG CR LDR	38,730	41,426
	51101641	MEO	33,779	33,909
	51101642	MEO	41,683	41,844
	51101646	CEO I	44,990	45,163
	51101647	CEO II	48,173	48,807
	51101649	CEO I	36,296	36,436
	51101650	MEO	43,243	43,410
	51101651	MEO	36,838	38,151
	51101652	CEO I	44,179	44,349
	51101653	CARPENTER	48,589	36,436
	51101654	CEO I	36,296	44,349
	51101655	MEO	35,823	37,053
	51101663	MEO	41,683	42,561
	51101665	CEO I	44,179	44,349
	51101701	CEO II	38,730	38,879
	51101702	CEO I	48,589	48,776
	51101705	RD MTC LDR	53,477	53,682
	51101706	RD MTC LDR	41,267	50,822
	51101715	MEO	42,494	43,395

D5110

Maintenance of Roads & Bridges

Division	Position #	Title	2017 Adopted	2018 Executive Recommended
5110/5142				
	51101723	MEO	33,779	35,987
	51101805	HWY MTC SP	57,262	57,483
	51101806	TREE MTC	48,115	48,358
	51101807	TREE MTC	46,844	38,879
	51101808	CEO I	44,179	44,349
	51101809	CEO I	45,739	45,915
	51101831	H&B FD MGR	88,067	90,181
	51101835	MEO	41,683	33,909
	51101837	MEO	33,779	33,909
	51101838	MEO	37,001	38,296
	51101839	MEO	35,232	36,469
	51101840	MEO	41,683	41,844
	51101841	MEO	41,683	41,844
	51101843	MEO	<u>34,701</u>	<u>36,144</u>
		Total Full Time Salary	4,465,277	4,440,621
		Other Part Time Pay	<u>75,000</u>	<u>75,000</u>
		Division Total	<u>4,540,277</u>	<u>4,515,621</u>
		Department Total	4,540,277	4,515,621
		Total Benefited Employees	98	98

E5130

Machinery

Division	Position #	Title	2017 Adopted	2018 Executive Recommended
5130				
	51301054	AUT MEC II	50,498	50,822
	51301058	AUT MEC II	53,428	53,682
	51301068	AUT MEC II	49,594	50,070
	51301076	AUT MEC II	53,326	53,682
	51301080	GAR SUPV	66,664	66,920
	51301096	AUT MEC II	49,878	50,070
	51301112	WELDER	49,067	49,256
	51301135	WELDER	49,360	50,070
	51301142	SGN CR LDR	46,613	46,792
	51301208	WELDER	48,710	49,256
	51301228	AUT MEC II	53,477	53,682
	51301257	SR TR CHGR	53,477	53,682
	51301340	AUT MEC II	50,627	51,271
	51301341	AUT MEC II	49,878	50,070
	51301353	AUT MEC II	50,627	50,822
	51301405	AUT MEC II	50,238	50,822
	51301501	AUT PT CLK	36,296	36,436
	51301587	MACHINIST	46,883	47,064
	51301589	WELDER	53,182	53,682
	51301624	AUT MEC II	49,067	49,256
	51301727	AUT MEC II	48,883	49,256
	51301814	AUT MEC II	<u>50,627</u>	<u>51,178</u>
		Total Full Time Salary	1,110,401	1,117,841
		Division Total	<u>1,110,401</u>	<u>1,117,841</u>
		Department Total	1,110,401	1,117,841
		Total Benefited Employees	22	22

S1710 **Workers' Compensation Administration**

Division	Position #	Title	2017 Adopted	2018 Executive Recommended
1332				
	17101003	SR DIS CLM EX	50,068	50,261
	17101016	CO INS OFF	84,193	86,216
	17101818	ADM AST/T*	<u>19,570</u>	<u>19,984</u>
		Total Full Time Salary	153,831	156,461
		Division Total	<u>153,831</u>	<u>156,461</u>
		Department Total	153,831	156,461
		Total Benefited Employees	2	2

*Split with Purchasing (A1345)